

P. Mallorca Airport

2023

P. Mallorca



Canary Islands



Aena Spanish Airports
(excluding MCV, QSA, SBO exclusive for GA)

Highlights 2019 · 2023

P. Mallorca



2019

2022

2023



Pax

29,7M

% Var. previous year

2,2 %

28,6M

% Var. 23-22

8,9 %

31,1M

% Var. 23-19

4,7 %



Ops

217K

% Var. previous year

-1,4 %

221K

% Var. 23-22

3,7 %

229K

% Var. 23-19

5,4 %



Cargo*

9,0M

% Var. previous year

-9,9 %

7,6M

% Var. 23-22

-5,4 %

7,2M

% Var. 23-19

-20,4 %

Source:

Aena. Provisional non-audited data 2023 (round trip)

* Kilograms

Highlights 2023

P. Mallorca




P. Mallorca airport is ranked
13th among the EU+UK
airports according to **ACI**
Europe Statistics in 2023

 Avg. pax / week
598K

Avg. ops / week 
4.402


Countries *

29
 Destinations
168
Destinations
5
New Destinations



Airlines *

68



Routes *

367
Domestic
52
International
315



Pax profile

73% holidays

· Residence ·

18% PMI apt. province

18% rest of Spain 

64% foreign 



Info

H24 airport

· Runway cap. ·

Ops. dep: 33

Ops. arr: 34

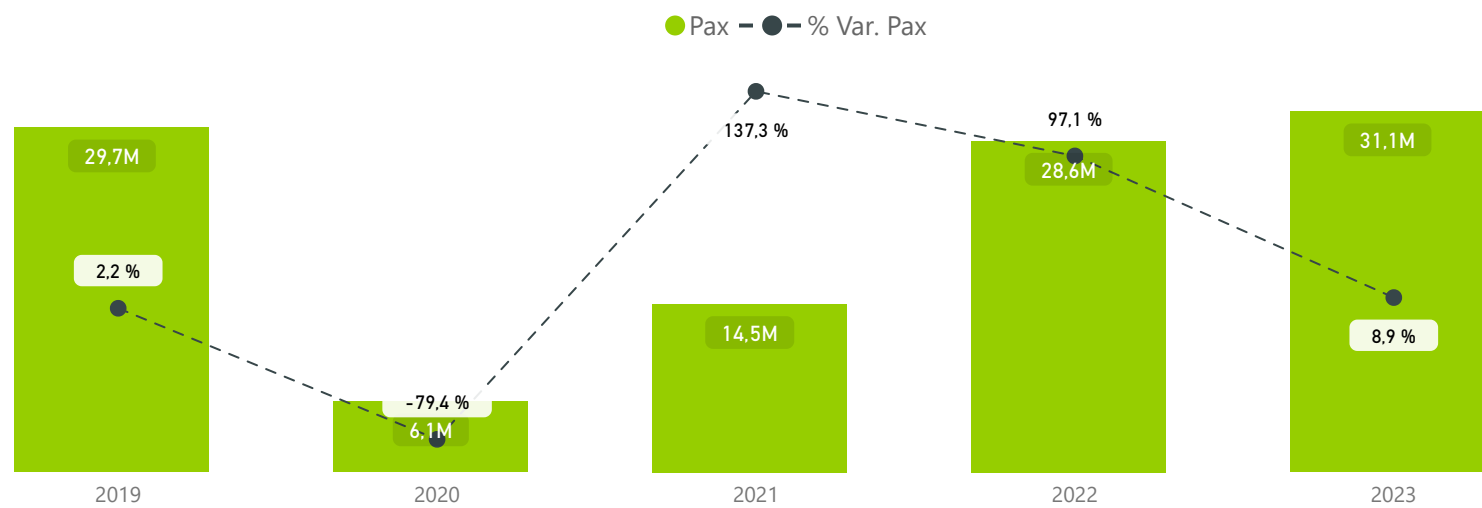
Total ops: 66

Sources:

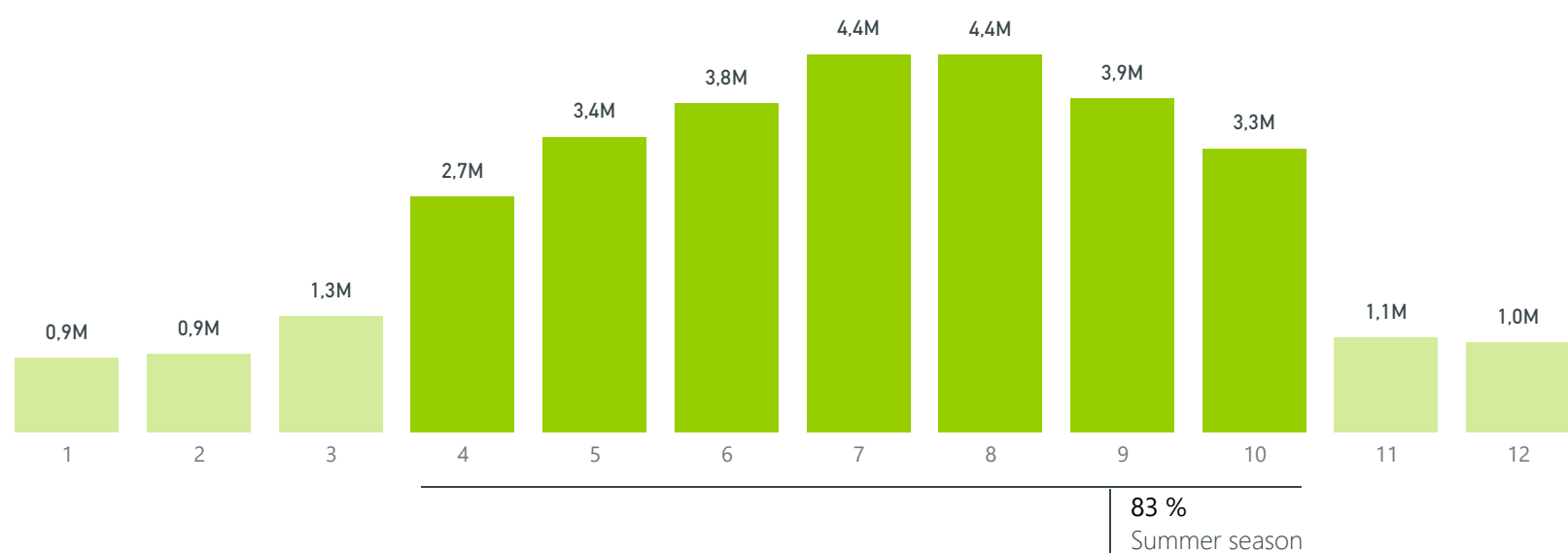
* + 5,000 pax/year. Aena. Provisional non-audited data 2023 (round trip)

Aena surveys, INE 2023 and Google maps

Annual traffic evolution



Monthly traffic evolution · 2023



Source:
Aena. Provisional non-audited data 2023 (round trip)

Traffic statistics 2023

P. Mallorca



Traffic distribution

International



Total countries *


28



72%

22,5M international pax
8,6 % Var. 23-22

Domestic

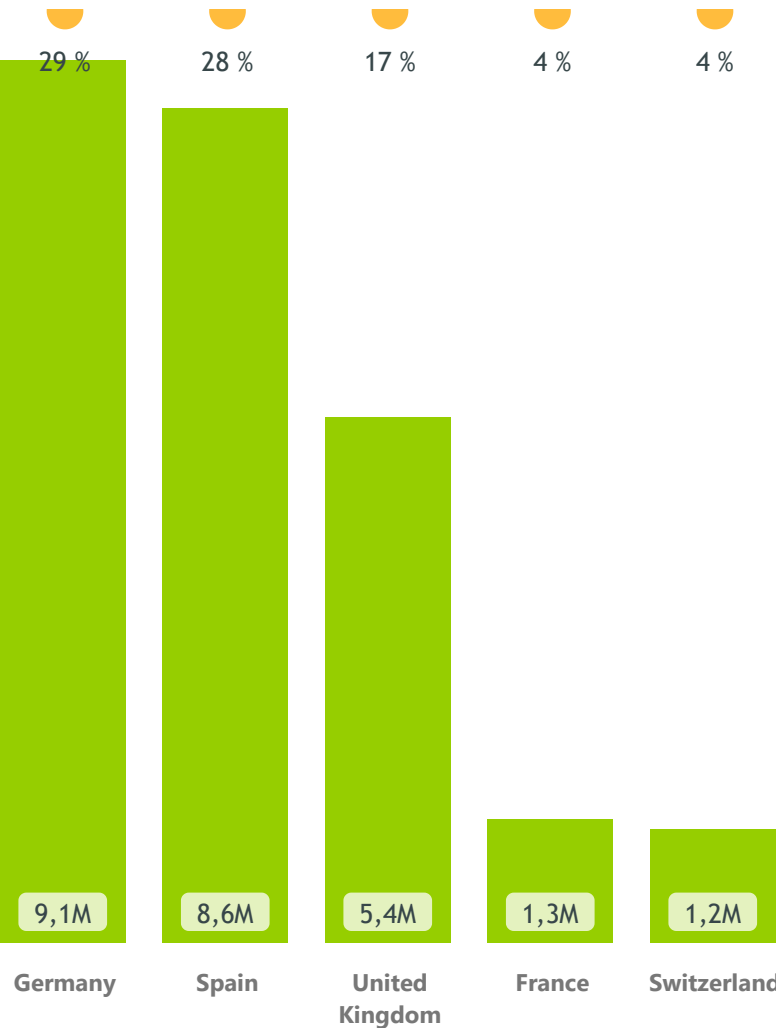


28%

8,6M domestic pax
9,6 % Var. 23-22

Main countries *

market share
pax

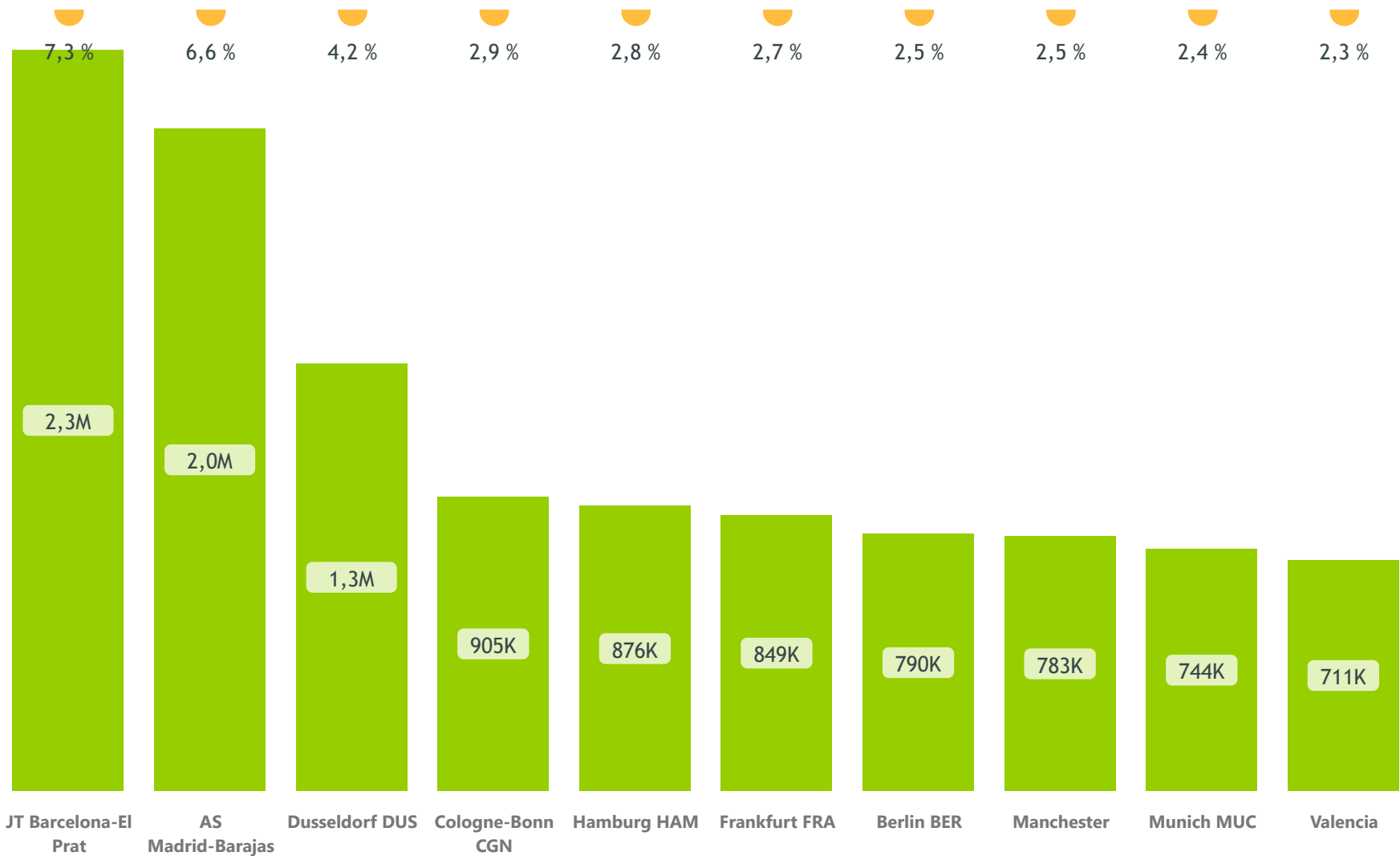


Source:

* + 5,000 pax/year. Aena. Provisional non-audited data 2023 (round trip)

Main destinations *

market share
pax



Source:

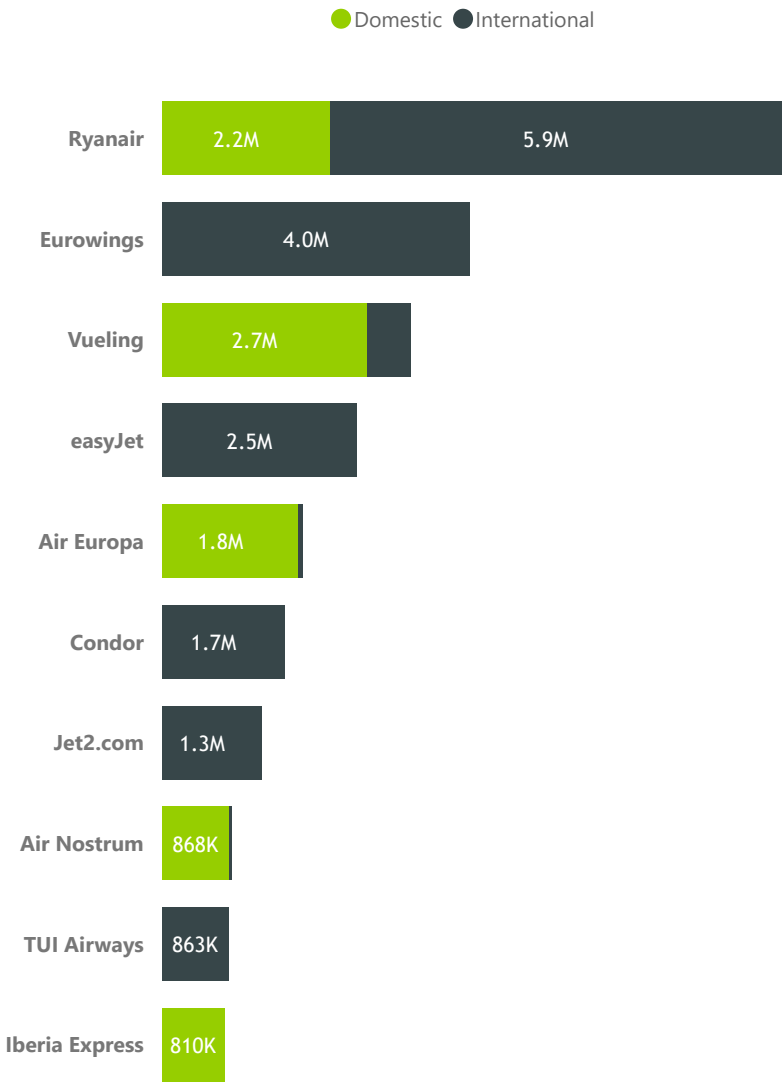
* + 5,000 pax/year. Aena. Provisional non-audited data 2023 (round trip)

Traffic statistics 2023

P. Mallorca



Main airlines *



Airline	Pax	% Var. 23-22	Share	Routes *
Ryanair	8.042.745	10 %	26 %	87
Eurowings	3.990.754	9 %	13 %	25
Vueling	3.230.963	11 %	10 %	22
easyJet	2.527.009	8 %	8 %	26
Air Europa	1.832.489	4 %	6 %	11
Condor	1.592.680	7 %	5 %	10
Jet2.com	1.298.203	13 %	4 %	10
Air Nostrum	906.859	17 %	3 %	8
TUI Airways	862.974	1 %	3 %	20
Iberia Express	809.951	11 %	3 %	1

Airlines

68



Charter

7 %

2M

Pax

Source:

* + 5,000 pax/year. Aena. Provisional non-audited data 2023 (round trip)

Route map · Domestic · 2023

P. Mallorca



Pax

8,6M



Share

27,7 %



Destinations

26



Routes

52

- Destination
- New destination



Source:

Aena. Provisional non-audited data 2023 (round trip)

Destination: airport pair. Route is destination by airline

Destination: +5,000 pax/2023

New destination: +5,000 pax/2023 and -1,000 pax/2022

Route map · Europe · 2023

P. Mallorca



Pax

22,4M



Share

72,0 %



Destinations

137



Routes

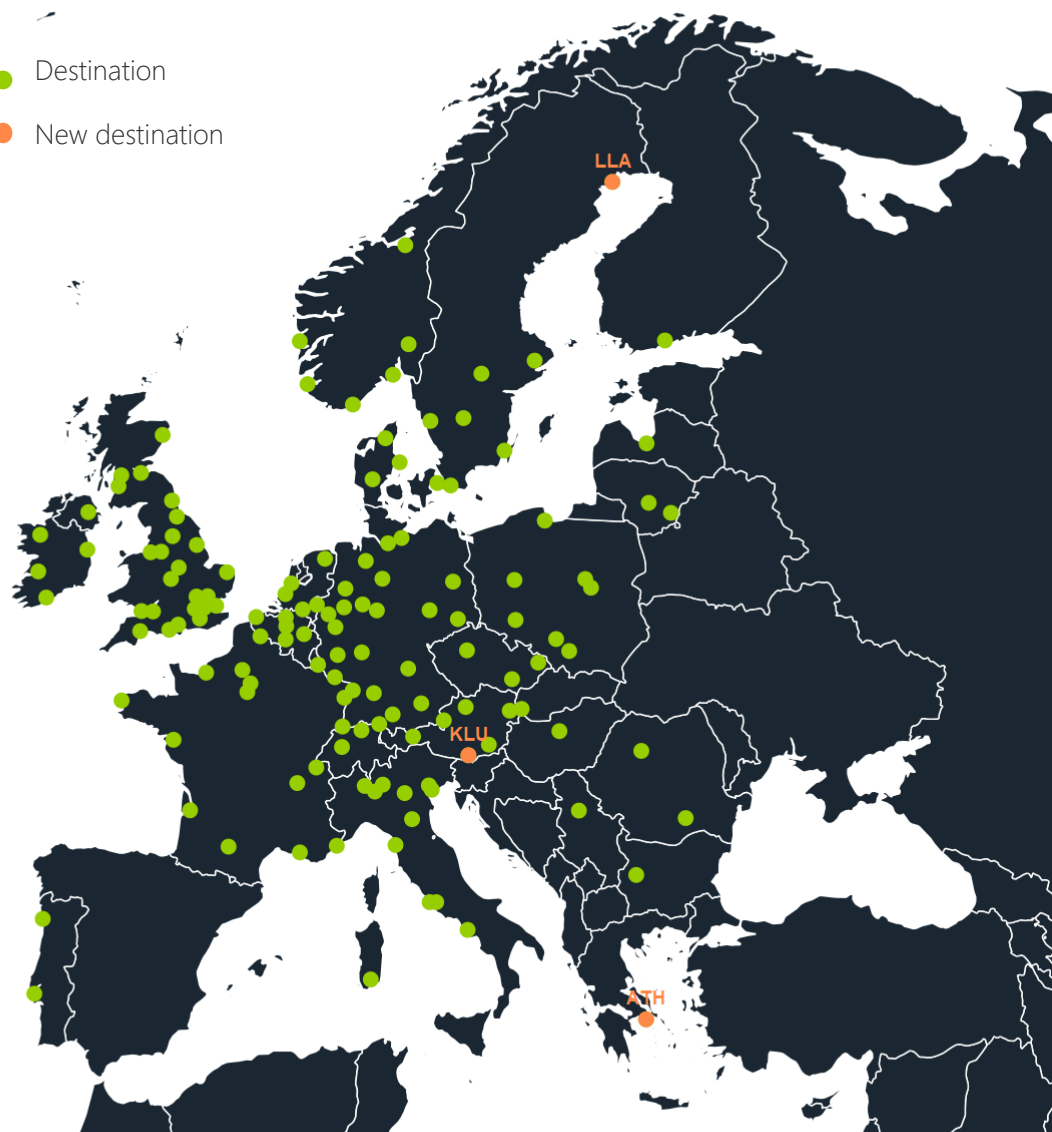
310

Top countries

Destinations

United Kingdom	25
Germany	23
France	13
Italy	12
Switzerland	4

- Destination
- New destination



Source:

Aena. Provisional non-audited data 2023 (round trip)

Destination: airport pair. Route is destination by airline

Destination: +5,000 pax/2023

New destination: +5,000 pax/2023 and -1,000 pax/2022

Route map · Africa · 2023

P. Mallorca



Pax
66K



Share
0,2 %



Destinations
3



Routes
4

Top countries

Destinations

Morocco

3

- Destination
- New destination



Source:

Aena. Provisional non-audited data 2023 (round trip)

Destination: airport pair. Route is destination by airline

Destination: +5,000 pax/2023

New destination: +5,000 pax/2023 and -1,000 pax/2022


Route map · America · 2023

P. Mallorca



 Pax
21K

 Share
0,1 %

 Destinations
1

 Routes
1

Top countries	Destinations
U.S.A.	1

- Destination
- New destination

North America

20 K pax
0.1% share
1 destinations
1 routes

Latin America

1 K pax
0.0% share
0 destinations
0 routes

Source:

Aena. Provisional non-audited data 2023 (round trip)
Destination: airport pair. Route is destination by airline

Destination: +5,000 pax/2023
New destination: +5,000 pax/2023 and -1,000 pax/2022

Route map · M.E & Asia · 2023

P. Mallorca



Pax
9K

- Destination
- New destination



Share
0,0 %



Destinations
1



Routes
0

Top countries

Destinations

Israel

1



Source:

Aena. Provisional non-audited data 2023 (round trip)
Destination: airport pair. Route is destination by airline

Destination: +5,000 pax/2023

New destination: +5,000 pax/2023 and -1,000 pax/2022

Passenger profile

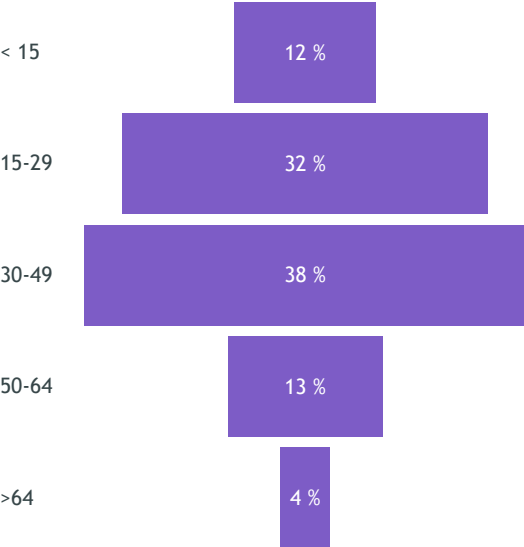
P. Mallorca



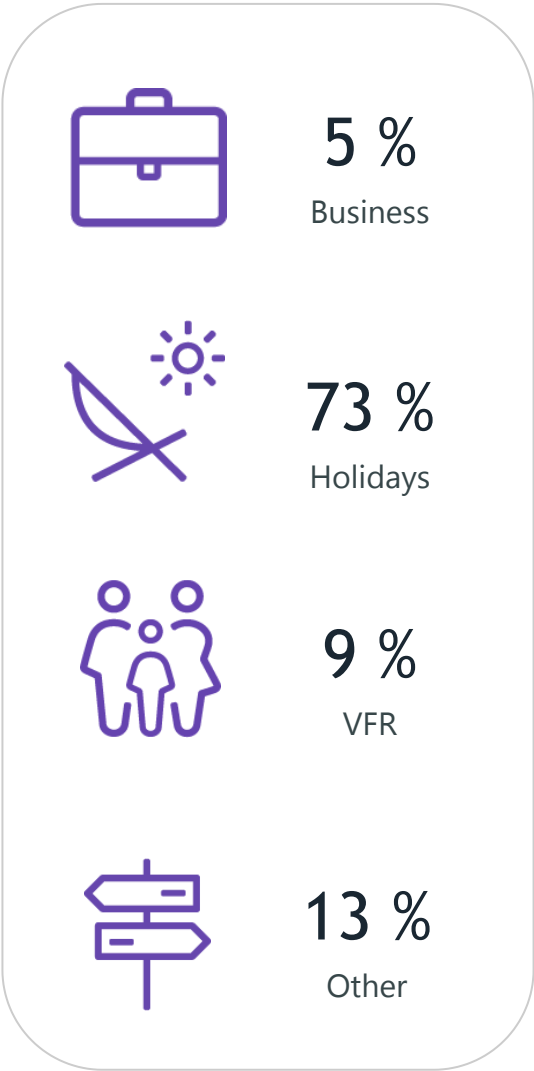
Gender



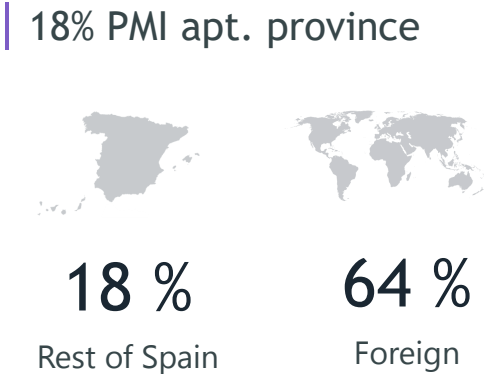
Age



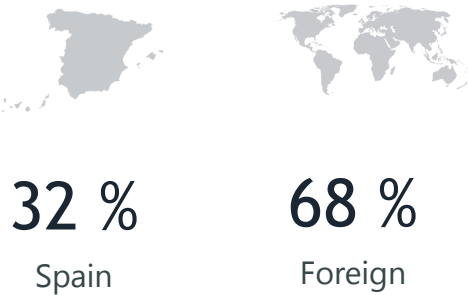
Reason for travelling



Residence



Nationality



Source:
Aena surveys EMMA (sample=4.870)
Data collected from July 21 to 27, 2022
Expansion: Departing commercial passengers in 2022

Summer 24

Capacity **34 M** passenger

		Arrivals	Departures	Total
Runway capacity	Ope/H	33	34	66
Terminal capacity	Pax/H	Arrivals	Departures	
			Non Balearic Region	Balearic Region
		6,600	5,850	
	Ope/H	900 Non UE Non Sch	4,600 Non Sch	400
			23 Non Sch	



⇒ **Commercial aviation parking stands: 96**

⇒ **Air bridges: 34**

22	A-321	3	A-340-600
10	A-330-300	1	B-747-400
1	A-380	1	B-757-200
2	ATR-72	20	B-757-300
3	AW-139	16	B-767-300
16	B-737-800	1	B777-200
49	General Aviation		

⇒ **Code OACI: LEPA**

⇒ **Code IATA: PMI**

⇒ Altitude (reference point): 8 m

⇒ Reference temperature: 31°C

⇒ Service timetable (UTC): H-24

⇒ Fire category: 9

Runways:

⇒ 06L/24R (3,270 x 45 m)

⇒ 06R/24L (3,000 x 45 m)

Source:

AIP Spain (last available)
AECFA (Summer 24)
DORA 2022-2026

Infrastructures & facilities

P. Mallorca



Terminal building



2
Runways
CAT II/III



192
Check-in counters
2
Special luggage
counters



3 (1,750 m²)
VIP lounges
1 (226.53 m²)
Premium Lounge



Security
personnel



82
Boarding
gates



94
Parking places
34
Boarding airbridges



38 (11,435 m²)
Restaurants and
cafeterias



H-24



19
Baggage reclaim
carousel



9,292
Parking places offer



49 (7,952 m²)
Shops and duty
free



Wifi area



Passengers info



Luggage trolleys



Car hire



Tax refunds



Banking services:
12 ATM
3 Currency exchange offices



Meet & Assist



Lost and Found



Luggage services



Accessibility for PMR



Special needs passengers



Medical care



Families



2 Fast lane

Quality, environment & awards

P. Mallorca



The airport is focused on having the best image possible. P. Mallorca airport has implemented an **Integrated Quality and Environmental Management System**, certified according to **ISO 9001** and **ISO 14001** standards as well as the requisites for being certified according to **ISO 20906 Unattended monitoring aircraft sound in the vicinity of airports**.



The airport was named **Best Airport in Europe in the category of facilities** (25-40 million passengers in Europe), at the **ASQ** (Airport Service Quality) awards given by the Airports Council International (ACI) in 2023.

The airport was named **Best Airport by Size and Region** (25-40 million passengers in Europe), at the **ASQ** (Airport Service Quality) awards given by the Airports Council International (ACI) in 2022.

P. Mallorca Airport is committed to protecting the environment, in accordance with the Aena Integrated Quality, Environment and Energy Efficiency Management Policy.

P. Mallorca airport has a **Web Trak application** to control the **Acoustic impact**, available on Aena's webpage, which provides precise and transparent information on aeronautical operations and their sound levels.

The airport got **'The Voice of the customer'** recognition by **ACI World** in 2021.

P. Mallorca airport was awarded by the **Balearic Bussiness Federation of Transports** for the good institutional relations and the excellent air traffic data registered in 2015.

P. Mallorca is listed within the **top ten Southern Europe Airports** in the Skytrax 2013 passengers surveys. In 2011, the Palma de Mallorca Airport was distinguished with the **Airport Service Quality Awards** by **Skytrax** in the category of Best Improvement by **ACI**.

P. Mallorca Airport was **certified by the Spanish Aviation Agency (AESA), according to EU 139/2014 regulation**.

Winner of the **ACI Europe Best Airport 2009 Award** at the "10-25 million passenger" category for its strong relationships with its airline costumers & its successful adoption of a hub strategy.

P. Mallorca Airport has **Level 3 Optimization certification** under **ACI Europe's Airport Carbon Accreditation Programme** for its reduced carbon footprint.

As part of the environmental initiatives that P. Mallorca Airport is implementing, it has acquired new electric vehicles and installed charging points for electric vehicles.



Yearly **quality surveys** for airlines and passengers are carried out in order to monitor their perception of the airport services.

Our commitment with sustainability

P. Mallorca



AENA and the Sustainable Development Goals



Towards Sustainable Development

We guarantee sustainable consumption modalities

We generate a sustainable economic growth

We promote diversity and social inclusion

We strengthen partnerships to achieve sustainable goals

We protect the environment and fight against climate change

 [Climate Action Plan](#)



More significant targets and projects

2026

CARBON NEUTRALITY
with offsetting

CARBON NEUTRAL AIRPORTS  **2026**

2026

Carbon neutral accreditation
Level 4+ in 2026 and Level 5+ in 2030 at the main airports



2030

NET ZERO carbon

NET ZERO CARBON 



Renewable energy

- Photovoltaic plan
- 100% purchase electricity through renewable energy guarantees of origin



Sustainable mobility

- Charging points for electric vehicles
- Eco-cars fleet plan



Climate Action Plan

- It includes appropriate management, monitoring and communication mechanisms



Member of
Dow Jones Sustainability Indices
Powered by the S&P Global CSA

FTSE4 Good Index

The analyst FTSE Russell assesses Aena Annually in terms of sustainability, having obtained a 5 out of 5 for its ESG performance in 2023.

Dow Jones Sustainability Index

Aena scored 75 points in the environmental category and 72 points in the social category (out of 100), making it the fourth most sustainable company globally in the transportation and infrastructure sector.



UN Global Compact

Aena has adhered to the Global Compact by supporting its ten principles since 2017.



Climate Leaders

Aena made it onto the "Europe's Climate Leaders 2023" list, compiled by the Financial Times, securing the top spot in Spain's transportation sector.

Aena was in 2021 the first company in Spain and one of the first around the world to inform shareholders yearly of its strategy against climate change from its Climate Action Plan.

Incentives & marketing support

P. Mallorca



Incentives and discounts



Business
opportunities

A very diverse programme
of rate incentives for airlines



 [Incentives and discounts](#)



Marketing Support



Marketing

Marketing campaigns
to promote new routes



 [Marketing Support](#)



Thank you



Company committed to the United Nations
Sustainable Development Goals (SDGs)



**airports
for you** 

**AGENDA
2030**