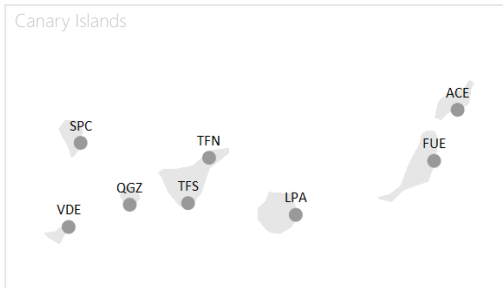


Cordoba Airport

2023

Cordoba



Aena Spanish Airports
(excluding MCV, QSA, SBO exclusive for GA)

2019

2022

2023



Pax

11K

% Var. previous year

29,6 %

3K

% Var. 23-22

79,4 %

6K

% Var. 23-19

-44,5 %



Ops

11K

% Var. previous year

40,7 %

12K

% Var. 23-22

14,0 %

14K

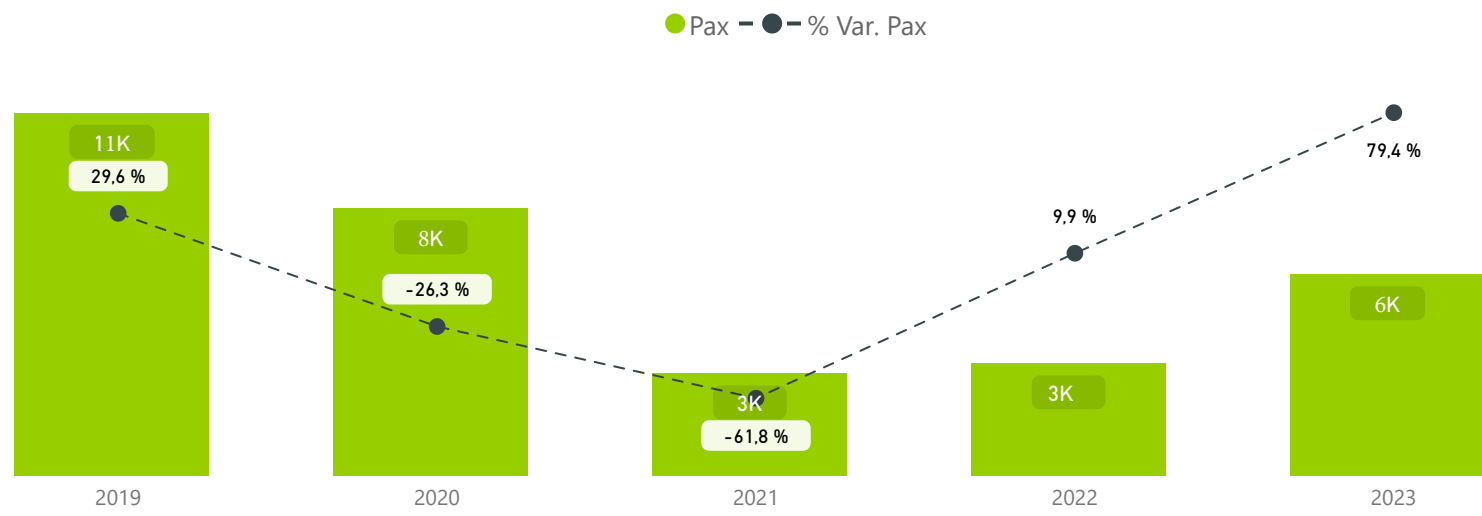
% Var. 23-19

25,7 %

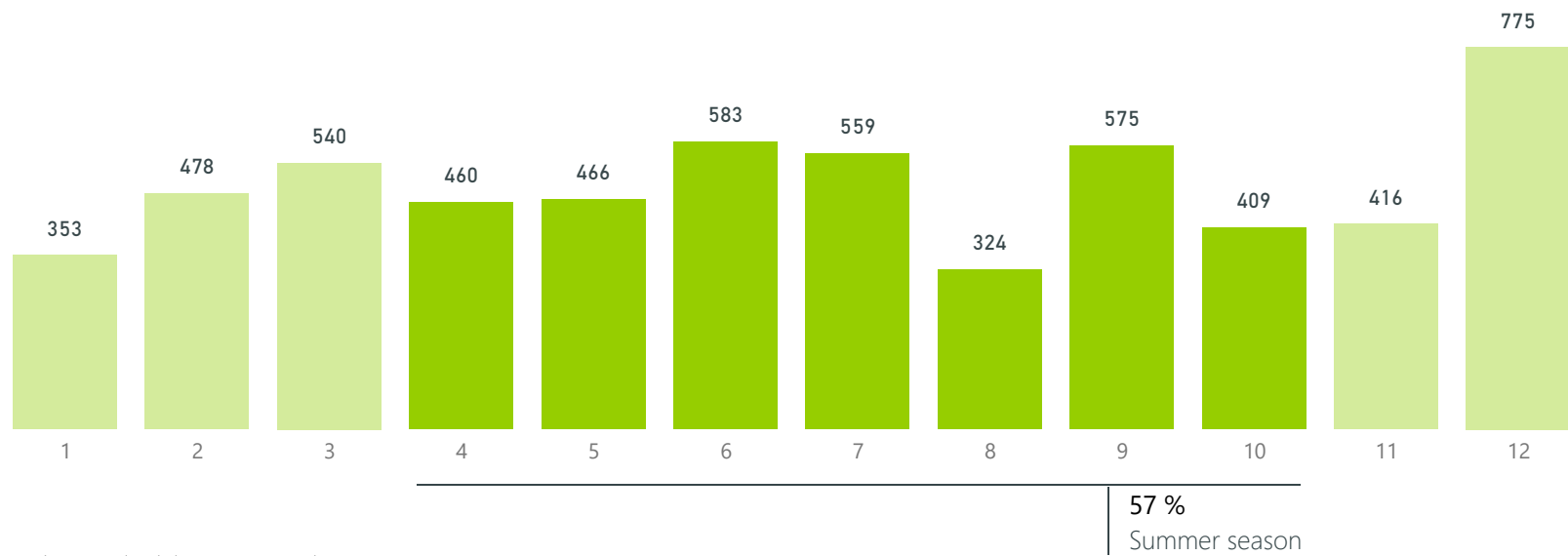
Source:

Aena. Provisional non-audited data 2023 (round trip)

Annual traffic evolution



Monthly traffic evolution · 2023



Source:
Aena. Provisional non-audited data 2023 (round trip)

Summer 24

		Total		
Runway capacity		3		
Terminal capacity	Pax/H	Arrivals	Departures	
		180	180	

Capacity **36,000** passenger



⇒ Commercial aviation parking stands: 10

1	A-320/-737-800
2	C-182
2	Helicop.
38	General Aviation

⇒ **Code OACI: LEBA**

⇒ **Code IATA: ODB**

⇒ Altitude (reference point): 94 m

⇒ Reference temperature: 37°C

⇒ Service timetable (UTC):

-Public use: S: 10:00-18:00; W: 11:00-19:30

-Restricted use: S: 07:00-10:00; W: 08:30-11:00

⇒ Fire category: 3

Runway:

⇒ 03/21: 03 (2,076 x 45 m)

21 (2,241 x 45 m)

Source:

AIP Spain (last available)
AECFA (Summer 24)
DORA 2022-2026



Terminal building



1

Runway



1

Check-in counter



Security
personnel



1

Boarding
gate



10

Parking places



S: 10:00-18:00

W: 11:00-19:30



1

Baggage reclaim
carousel



50

Parking offer



Wifi area



Passengers info



Luggage services



Luggage trolleys



Accessibility for PMR



Special needs passengers



Vending machines

Quality, environment & awards

Cordoba



According to RD 862/2009 Cordoba is a **Verified Airport** by the Aviation Safety State Agency.



Our commitment with sustainability

Cordoba



AENA and the Sustainable Development Goals



Towards Sustainable Development

We guarantee sustainable consumption modalities

We generate a sustainable economic growth

We promote diversity and social inclusion

We strengthen partnerships to achieve sustainable goals

We protect the environment and fight against climate change

 [Climate Action Plan](#)



More significant targets and projects

2026

CARBON NEUTRALITY
with offsetting

CARBON NEUTRAL AIRPORTS  **2026**

2026

Carbon neutral accreditation
Level 4+ in 2026 and Level 5+ in 2030 at the main airports



2030

NET ZERO carbon

NET ZERO CARBON 

FTSE4Good

Member of
Dow Jones Sustainability Indices
Powered by the S&P Global CSA



FTSE4 Good Index

The analyst FTSE Russell assesses Aena Annually in terms of sustainability, having obtained a 5 out of 5 for its ESG performance in 2023.

Dow Jones Sustainability Index

Aena scored 75 points in the environmental category and 72 points in the social category (out of 100), making it the fourth most sustainable company globally in the transportation and infrastructure sector.

UN Global Compact

Aena has adhered to the Global Compact by supporting its ten principles since 2017.

Climate Leaders

Aena made it onto the "Europe's Climate Leaders 2023" list, compiled by the Financial Times, securing the top spot in Spain's transportation sector.



Renewable energy

- Photovoltaic plan
- 100% purchase electricity through renewable energy guarantees of origin



Sustainable mobility

- Charging points for electric vehicles
- Eco-cars fleet plan



Climate Action Plan

- It includes appropriate management, monitoring and communication mechanisms

Aena was in 2021 the first company in Spain and one of the first around the world to inform shareholders yearly of its strategy against climate change from its Climate Action Plan.



Incentives and discounts



Business
opportunities

A very diverse programme
of rate incentives for airlines



 [Incentives and discounts](#)



Marketing Support



Marketing

Marketing campaigns
to promote new routes



 [Marketing Support](#)



Thank you



Company committed to the United Nations
Sustainable Development Goals (SDGs)



AGENDA
2030