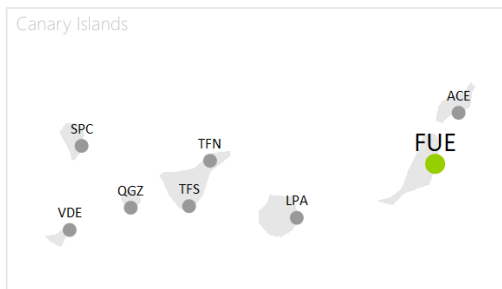


Fuerteventura Airport

2023

Fuerteventura



Aena Spanish Airports
(excluding MCV, QSA, SBO exclusive for GA)

Highlights 2019 · 2023

Fuerteventura



2019

2022

2023



Pax

5,6M

% Var. previous year

-7,9 %

5,6M

% Var. 23-22

6,7 %

6,0M

% Var. 23-19

6,8 %



Ops

47K

% Var. previous year

-8,4 %

49K

% Var. 23-22

1,2 %

49K

% Var. 23-19

4,4 %



Cargo*

735K

% Var. previous year

-15,9 %

389K

% Var. 23-22

-4,7 %

371K

% Var. 23-19

-49,5 %



Source:

Aena. Provisional non-audited data 2023 (round trip)

* Kilograms

Highlights 2023

Fuerteventura



 Avg. pax / week

115,8K

Avg. ops / week 

948



Countries *

19



Destinations

84

Destinations

2

New Destinations



Airlines *

38



Routes *

147

Domestic

19

International

128



Pax profile

73% holidays

· Residence ·

24% FUE apt. province

11% rest of Spain



65% foreign



Info

· Runway cap. ·

Ops. dep: 14

Ops. arr: 14

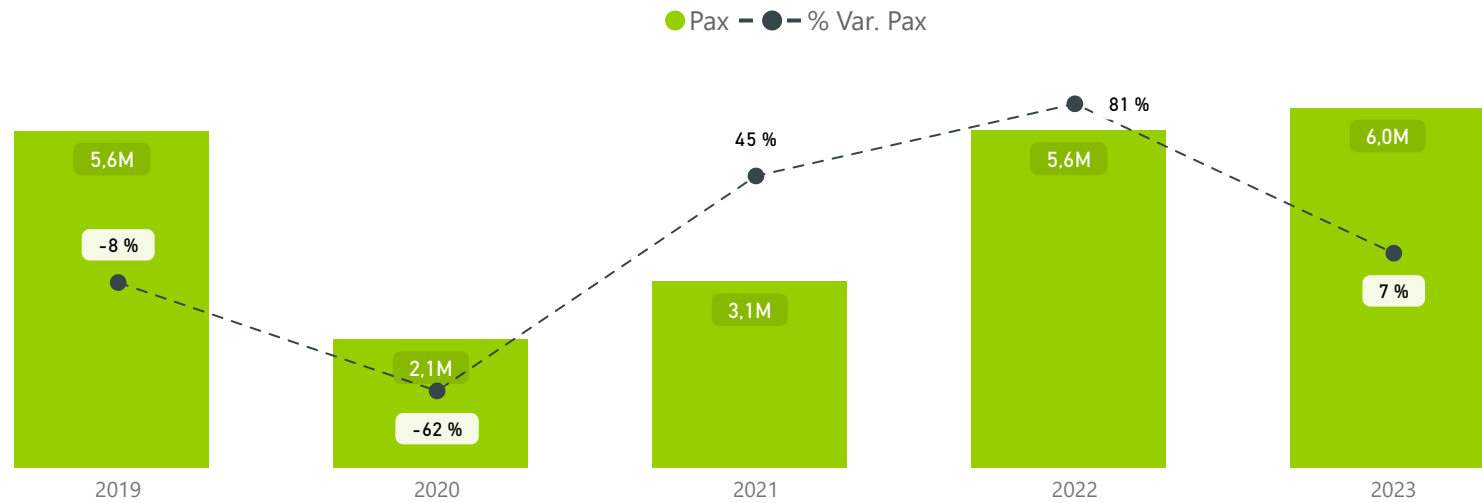
Total ops: 24

Sources:

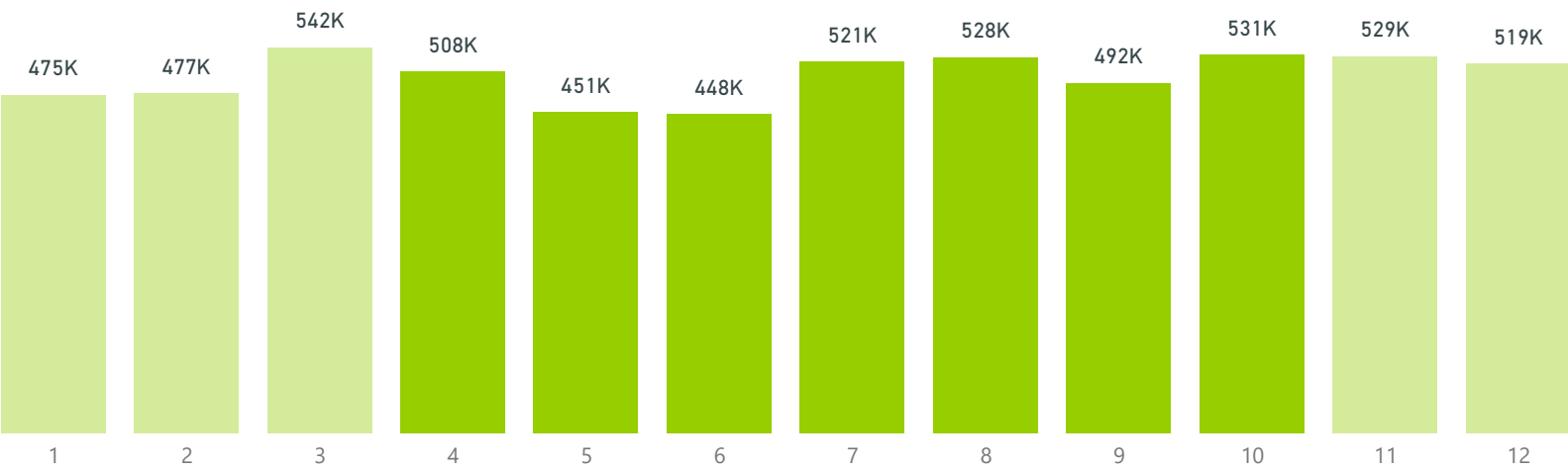
* + 5,000 pax/year. Aena. Provisional non-audited data 2023 (round trip)

Aena surveys.

Annual traffic evolution



Monthly traffic evolution · 2023



Source:

Aena. Provisional non-audited data 2023 (round trip)

58 %
Summer season

Traffic statistics 2023

Fuerteventura




Traffic distribution

International



Total countries *


18



70%

4,2M international pax
7,2 % Var. 23-22

Domestic

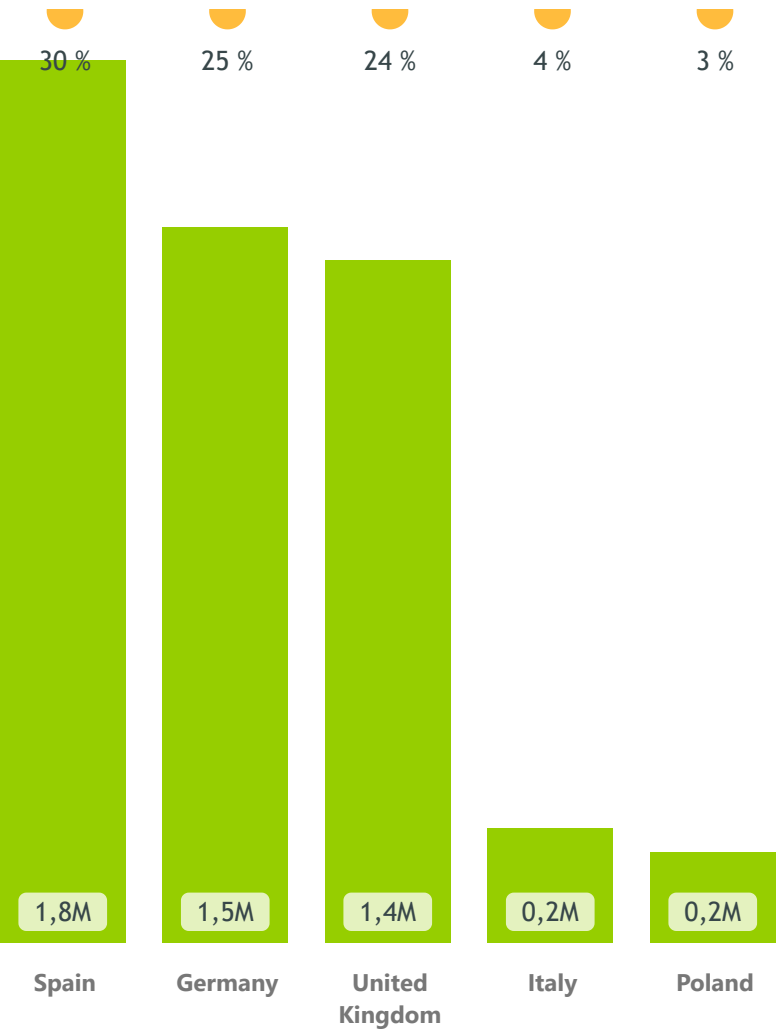


30%

1,8M domestic pax
5,6 % Var. 23-22

Main countries *

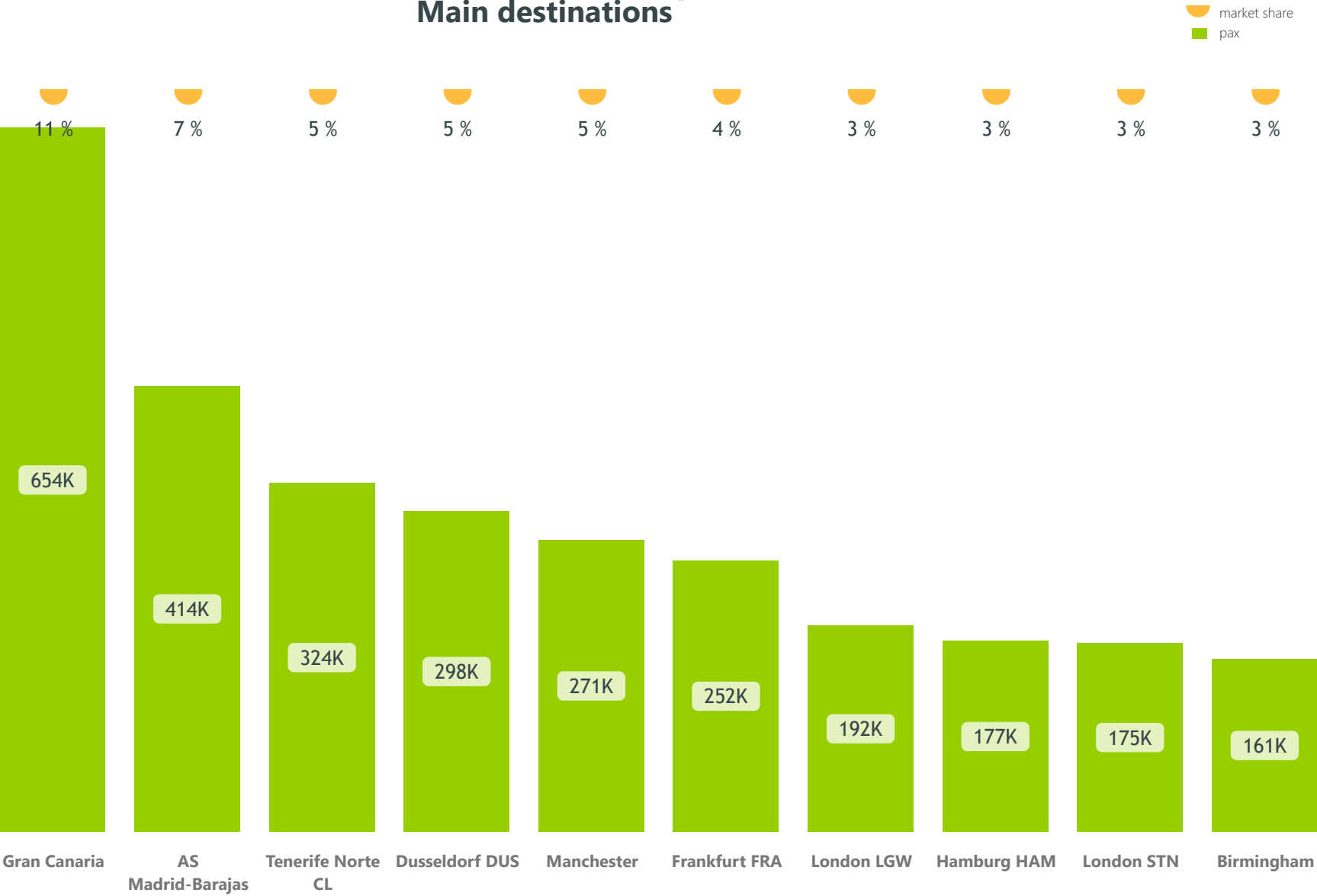
market share
pax



Source:

* + 5,000 pax/year. Aena. Provisional non-audited data 2023 (round trip)

Main destinations *



Source:

* + 5,000 pax/year. Aena. Provisional non-audited data 2023 (round trip)

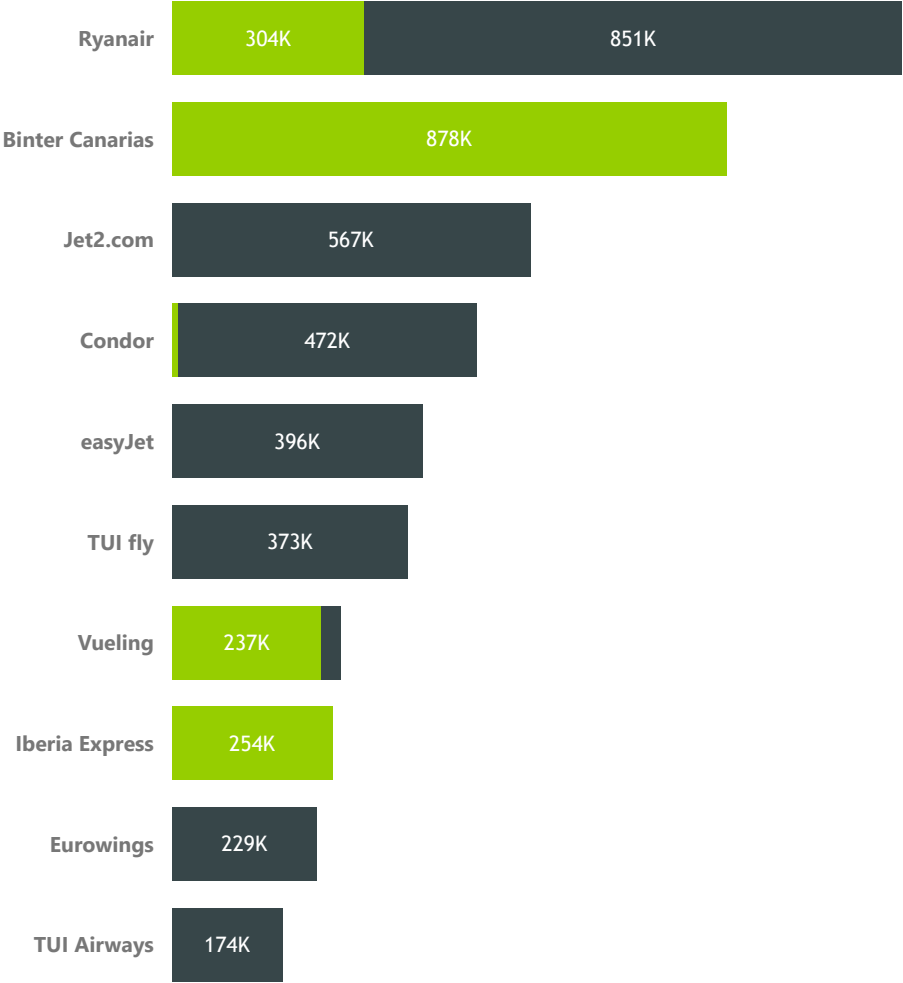
Traffic statistics 2023

Fuerteventura



Main airlines *

● Domestic ● International



Airline	Pax	% Var. 23-22	Share	Routes *
Ryanair	1.155.580	11 %	19 %	26
Binter Canarias	879.216	9 %	15 %	3
Jet2.com	566.852	9 %	9 %	10
Condor	481.932	27 %	8 %	6
easyJet	396.964	15 %	7 %	13
TUI fly	375.556	4 %	6 %	5
Vueling	267.860	-1 %	4 %	6
Iberia Express	254.031	14 %	4 %	1
Eurowings	229.226	10 %	4 %	5
TUI Airways	174.566	6 %	3 %	4

Airlines

38



Charter

9 %

563K

Pax

Source:

* + 5,000 pax/year. Aena. Provisional non-audited data 2023 (round trip)

Route map · Domestic · 2023

Fuerteventura



Pax

1,8M



Share

30,4 %



Destinations

13



Routes

19

- Destination
- New destination



Source:

Aena. Provisional non-audited data 2023 (round trip)

Destination: airport pair. Route is destination by airline

Destination: +5,000 pax/2023

New destination: +5,000 pax/2023 and -1,000 pax/2022

Route map · Europe · 2023

Fuerteventura



Pax

4,2M



Share

69,6 %



Destinations

71



Routes

128

Top countries

Destinations

Germany	17
United Kingdom	13
France	8
Italy	6
Poland	4

- Destination
- New destination



Source:

Aena. Provisional non-audited data 2023 (round trip)

Destination: airport pair. Route is destination by airline

Destination: +5,000 pax/2023

New destination: +5,000 pax/2023 and -1,000 pax/2022

Passenger profile

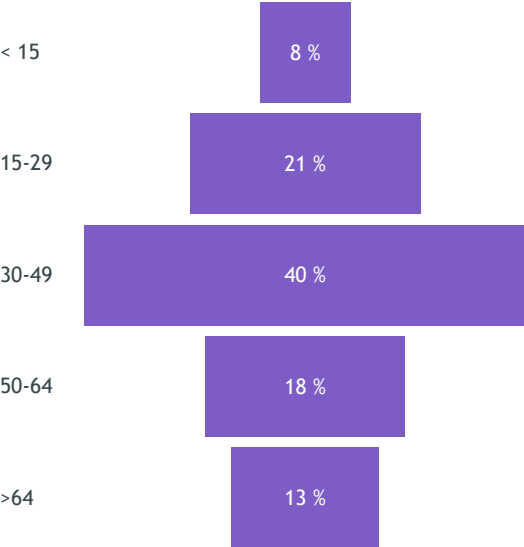
Fuerteventura



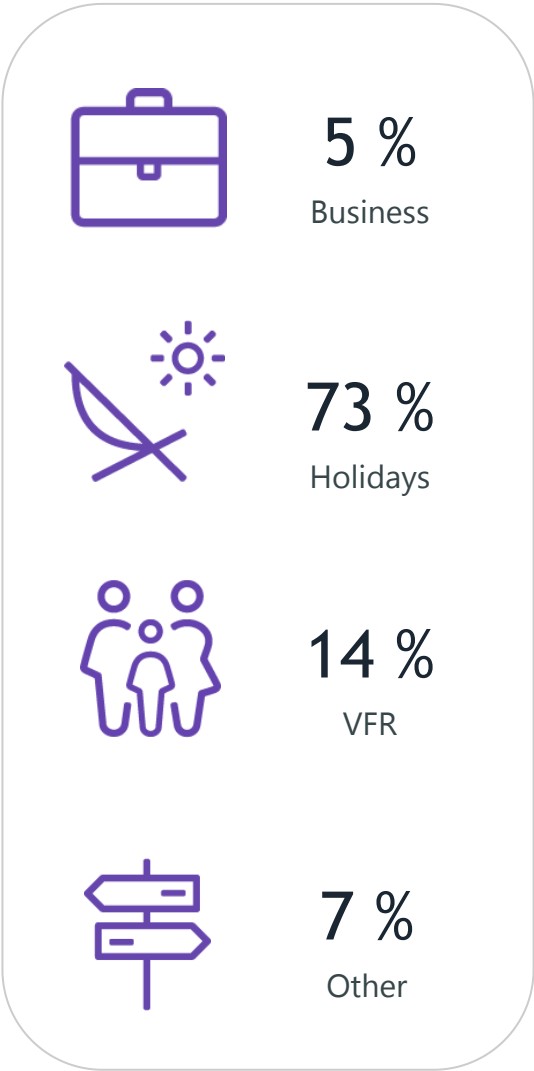
Gender




Age



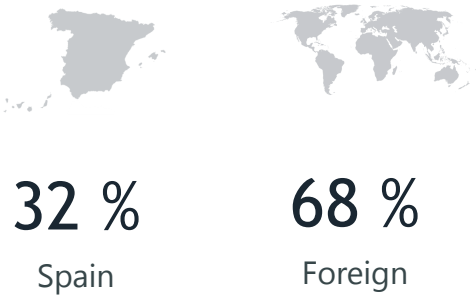
Reason for travelling



Residence



Nationality



Source:
Aena surveys EMMA (sample=2,239)
Data collected from March 15 to 24, 2023
Expansion: Departing commercial passengers in 2023

Capacity **12 M** passenger

Summer 24

Terminal capacity	Arrivals	Departures	
	2,500	2,750	
Runway capacity	Arrivals	Departures	Total
	Mon-Wed-Sat		
	14	14	24
	Tue-Thu-Fri-Sun		
	12	12	22



⇒ Commercial aviation parking stands: 34

⇒ Air bridge: 11

1	A-320	9	B-767-300
5	A-321	6	B-767-400
3	B-747-400	1	DC-9
9	B-757-300	7	General Aviation

- ⇒ Code OACI: GCFV
- ⇒ Code IATA: FUE

- ⇒ Altitude (reference point): 25 m
- ⇒ Reference temperature: 28°C
- ⇒ Service timetable (UTC):
S: 06:00-21:30 (PS PPR 90 min BFR AD CLSD)
W: 07:00-22:30 (PS PPR 90 min BFR AD CLSD)
- ⇒ Fire category: 9

Runway:

- ⇒ 01/19 (3,406 x 45 m)

Source:
AIP Spain (last available)
AECFA (Summer 24)
DORA 2022-2026

Infrastructures & facilities

Fuerteventura



Terminal building



1
Runway
CAT I



65
Check-in counters



1 (258 m²)
VIP lounge



Security
personnel



24
Boarding
gates



34
Parking places



20 (2,796 m²)
Restaurants and
cafeterias



S: 06:00-21:30 (PS PPR 90 min)
W: 07:00-22:30 (PS PPR 90 min)



15
Baggage reclaim
carousel



1,872
Parking offer



11 (3,882 m²)
Shops and duty
free



Wifi area



Passengers info



Luggage trolleys



Car hire



Banking services



Vending machines



Lost and Found



Luggage services



Accessibility for PMR



Special needs passengers



Families



Medical care




The airport has implemented an **Integrated Quality and Environmental Management System**, certified according to **ISO 9001 and ISO 14001** standards.



The airport got '**The Voice of the customer**' recognition by **ACI World** in 2021.

Fuerteventura Airport was **certified by the Spanish Aviation Safety Agency (AESA), according to EU 139/2014 regulation.**



As part of the environmental initiatives that Fuerteventura Airport is implementing, it uses a desalination plant for self-supply of drinking water.



Yearly **quality surveys** for airlines and passengers are carried out in order to monitor their perception of the airport services.

Our commitment with sustainability

Fuerteventura



AENA and the Sustainable Development Goals



Towards Sustainable Development

We guarantee sustainable consumption modalities

We generate a sustainable economic growth

We promote diversity and social inclusion

We strengthen partnerships to achieve sustainable goals

We protect the environment and fight against climate change

 [Climate Action Plan](#)



More significant targets and projects

2026

CARBON NEUTRALITY
with offsetting

CARBON NEUTRAL AIRPORTS  **2026**

2026

Carbon neutral accreditation
Level 4+ in 2026 and Level 5+ in 2030 at the main airports



2030

NET ZERO carbon

NET ZERO CARBON 



Renewable energy

- Photovoltaic plan
- 100% purchase electricity through renewable energy guarantees of origin



Sustainable mobility

- Charging points for electric vehicles
- Eco-cars fleet plan



Climate Action Plan

- It includes appropriate management, monitoring and communication mechanisms



Member of
Dow Jones Sustainability Indices
Powered by the S&P Global CSA

FTSE4 Good Index

The analyst FTSE Russell assesses Aena Annually in terms of sustainability, having obtained a 5 out of 5 for its ESG performance in 2023.

Dow Jones Sustainability Index

Aena scored 75 points in the environmental category and 72 points in the social category (out of 100), making it the fourth most sustainable company globally in the transportation and infrastructure sector.



UN Global Compact

Aena has adhered to the Global Compact by supporting its ten principles since 2017.



Climate Leaders

Aena made it onto the "Europe's Climate Leaders 2023" list, compiled by the Financial Times, securing the top spot in Spain's transportation sector.

Aena was in 2021 the first company in Spain and one of the first around the world to inform shareholders yearly of its strategy against climate change from its Climate Action Plan.



Incentives and discounts



Business
opportunities

A very diverse programme
of rate incentives for airlines



 [Incentives and discounts](#)



Marketing Support



Marketing

Marketing campaigns
to promote new routes



 [Marketing Support](#)



Thank you



Company committed to the United Nations
Sustainable Development Goals (SDGs)



AGENDA
2030