

# La Gomera Airport

## 2023

# La Gomera



Aena Spanish Airports  
(excluding MCV, QSA, SBO exclusive for GA)

# Highlights 2019 · 2023

La Gomera



2019

2022

2023



Pax

78K

% Var. previous year

25,3 %

95K

% Var. 23-22

19,1 %

113K

% Var. 23-19

46,1 %



Ops

3K

% Var. previous year

6,4 %

3K

% Var. 23-22

27,3 %

4K

% Var. 23-19

38,7 %



Cargo\*

2K

% Var. previous year

4,2 %

5K

% Var. 23-22

7,1 %

5K

% Var. 23-19

160,2 %

Source:

Aena. Provisional non-audited data 2023 (round trip)


\* Kilograms

# Highlights 2023


La Gomera



 Avg. pax / week  
**2,2K**

Avg. ops / week   
**76**

  
Countries \*

**1**  
 Destinations  
**2**  
Destinations

  
Airlines \*

**1**

  
Routes \*

**2**  
Domestic  
**2**

  
Pax profile

35% business

• Residence •

55% QGZ apt. province

28% rest of Spain 

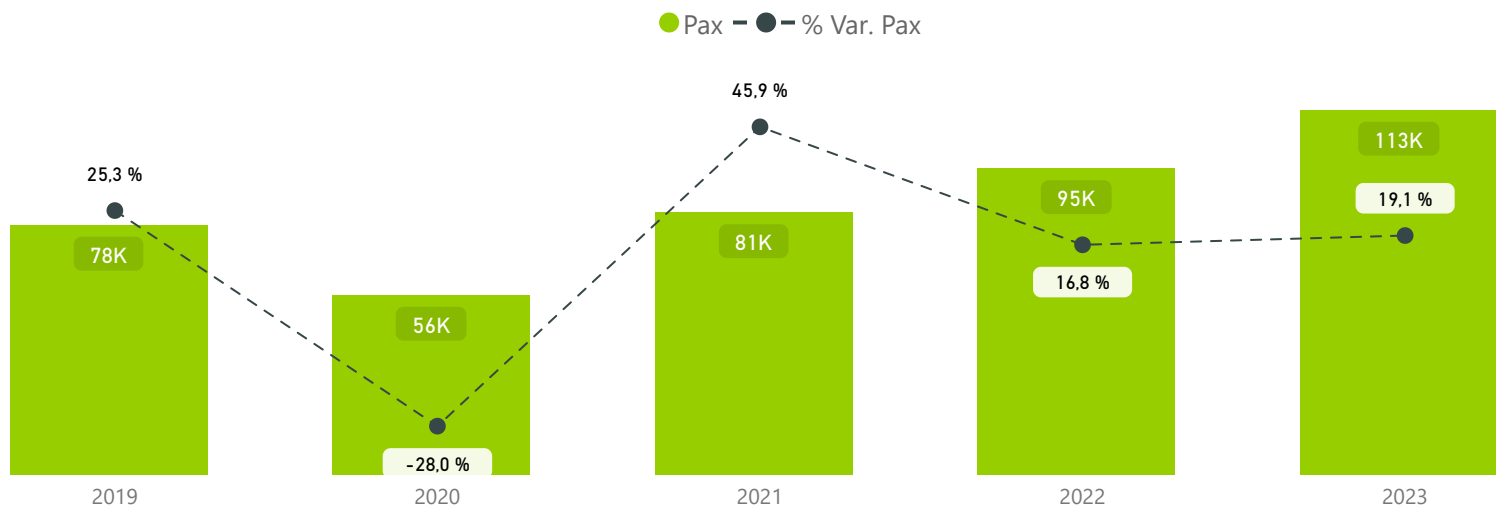
17% foreign 

## Sources:

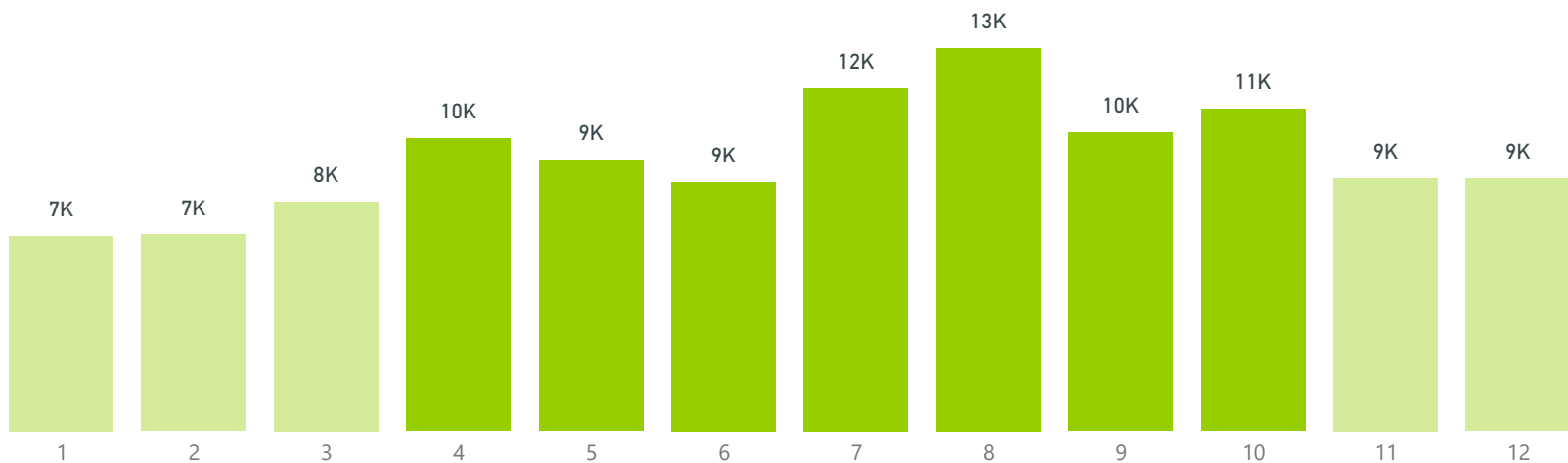
\* + 5,000 pax/year. Aena. Provisional non-audited data 2023 (round trip)

Aena surveys, INE 2023 and Google maps

## Annual traffic evolution



## Monthly traffic evolution · 2023



Source:

Aena. Provisional non-audited data 2023 (round trip)


66 %  
Summer season

# Traffic statistics 2023

La Gomera



## Traffic distribution



100%

113K domestic pax  
19,1 % Var. 23-22

## Main destinations\*

market share  
pax



## Airlines

1



## Main airline

Airline	Pax	% Var. 23-22	Share	Routes *
Binter Canarias	113.115	19 %	100 %	2

Source:

\* + 5,000 pax/year. Aena. Provisional non-audited data 2023 (round trip)

# Route map · Domestic · 2023

La Gomera



Pax  
**113K**

- Destination
- New destination



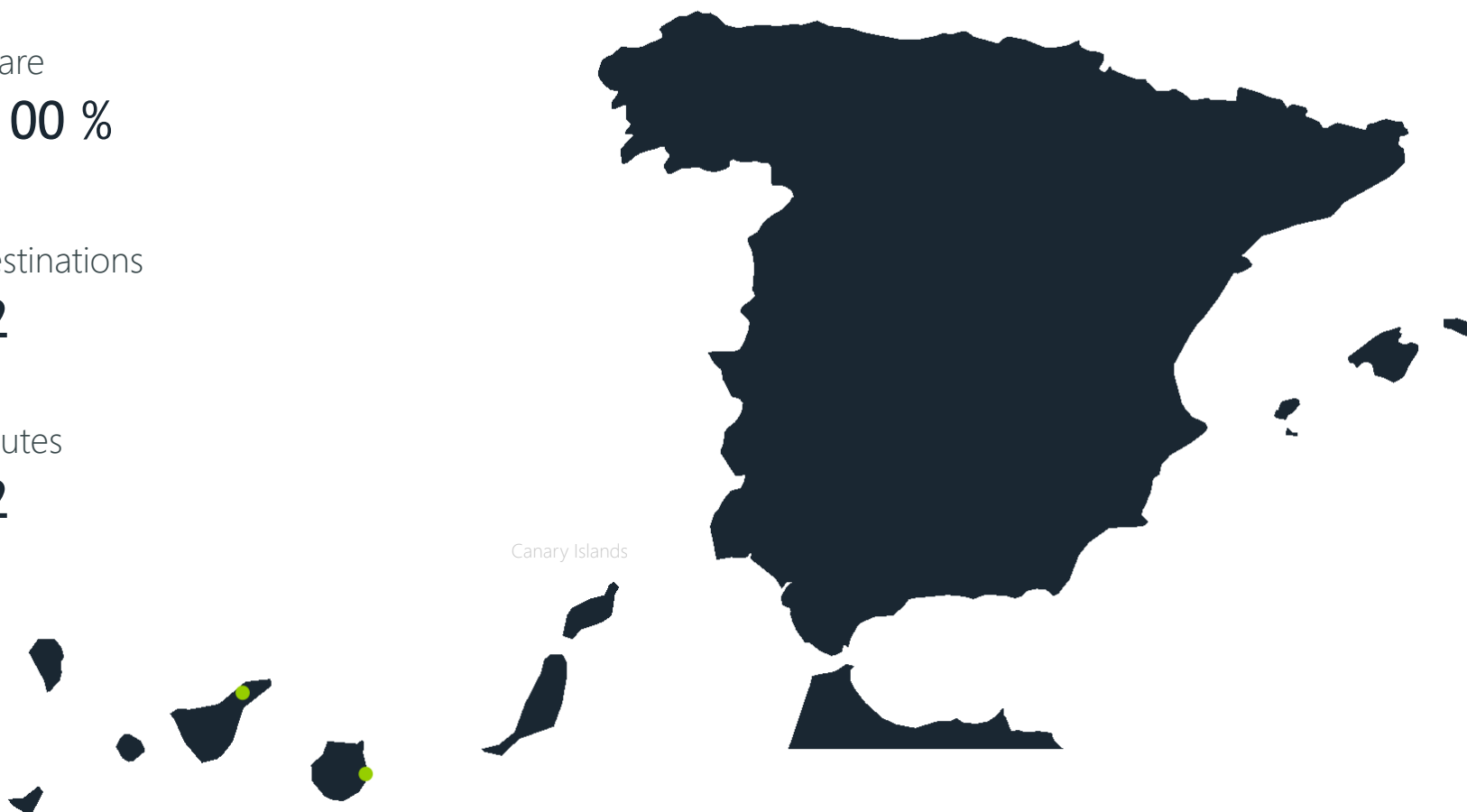
Share  
**100 %**



Destinations  
**2**



Routes  
**2**



## Source:

Aena. Provisional non-audited data 2023 (round trip)

Destination: airport pair. Route is destination by airline

Destination: +5,000 pax/2023

New destination: +5,000 pax/2023 and -1,000 pax/2022

# Passenger profile

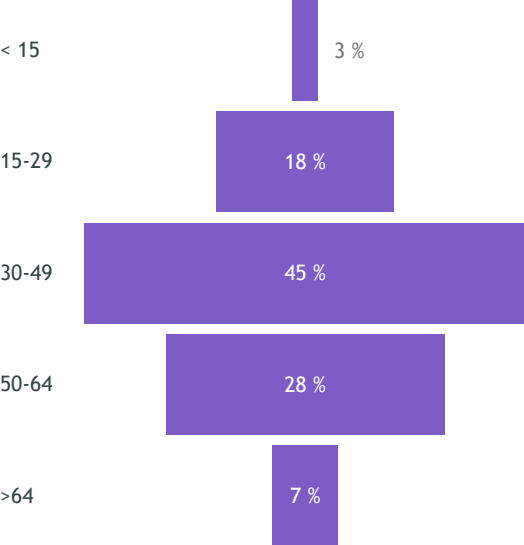
La Gomera



## Gender



## Age



## Reason for travelling



## Residence

55% QGZ apt. province



28 %  
Rest of Spain

17 %  
Foreign

## Nationality



80 %  
Spain

20 %  
Foreign

Source:  
Aena surveys EMMA (sample=123)  
Expansion: Departing commercial passengers in 2023



Capacity **300.000** passenger



---

⇒ **Code OACI: GCGM**

⇒ **Code IATA: GMZ**

⇒ Altitude (reference point): 218 m.

⇒ Reference temperature: 27°C

⇒ Service timetable (UTC):  
S: 07:00-17:00; W: 08:00-18:00  
PS TL SS PPR

⇒ Fire category: 5

---

**Runway: 09/27 (1,500 x 30 m)**

Source:

AIP Spain (last available)  
DORA 2022-2026

# Infrastructures & facilities

La Gomera



Terminal building



1  
Runway



5  
Check-in counters



1 (182 m<sup>2</sup>)  
Restaurant and cafeteria



Security personnel



2  
Boarding gates



Parking offer:  
Free all the year



1 (50 m<sup>2</sup>)  
Shop and duty free



S: 07:00-17:00  
W: 08:00-18:00



1  
Baggage reclaim carousel



Wifi area



Passengers info



Luggage trolleys



Car hire



Families



Lost and Found



Luggage services



Accessibility for PMR



Special needs passengers



According to RD 862/2009 La Gomera is a **Certified Airport** by the Aviation Safety State Agency.



Yearly **quality surveys** for airlines are carried out in order to monitor their perception of the airport services.

# Our commitment with sustainability

La Gomera



## AENA and the Sustainable Development Goals



Towards Sustainable Development

We guarantee sustainable consumption modalities

We generate a sustainable economic growth

We promote diversity and social inclusion

We strengthen partnerships to achieve sustainable goals

We protect the environment and fight against climate change

 [Climate Action Plan](#)



## More significant targets and projects

2026

**CARBON NEUTRALITY**  
with offsetting

**CARBON NEUTRAL AIRPORTS**  **2026**

2026

**Carbon neutral accreditation**  
Level 4+ in 2026 and Level 5+ in 2030 at the main airports



2030

**NET ZERO carbon**

**NET ZERO CARBON** 



### Renewable energy

- Photovoltaic plan
- 100% purchase electricity through renewable energy guarantees of origin



### Sustainable mobility

- Charging points for electric vehicles
- Eco-cars fleet plan



### Climate Action Plan

- It includes appropriate management, monitoring and communication mechanisms



### FTSE4 Good Index

The analyst FTSE Russell assesses Aena Annually in terms of sustainability, having obtained a 5 out of 5 for its ESG performance in 2023.

Member of  
**Dow Jones Sustainability Indices**  
Powered by the S&P Global CSA

### Dow Jones Sustainability Index

Aena scored 75 points in the environmental category and 72 points in the social category (out of 100), making it the fourth most sustainable company globally in the transportation and infrastructure sector.



### UN Global Compact

Aena has adhered to the Global Compact by supporting its ten principles since 2017.



### Climate Leaders

Aena made it onto the "Europe's Climate Leaders 2023" list, compiled by the Financial Times, securing the top spot in Spain's transportation sector.

Aena was in 2021 the first company in Spain and one of the first around the world to inform shareholders yearly of its strategy against climate change from its Climate Action Plan.



## Incentives and discounts



Business  
opportunities

A very diverse programme  
of rate incentives for airlines



 [Incentives and discounts](#)



## Marketing Support



Marketing

Marketing campaigns  
to promote new routes



 [Marketing Support](#)



# Thank you



Company committed to the United Nations  
Sustainable Development Goals (SDGs)



**airports  
for you** 

**AGENDA  
2030**