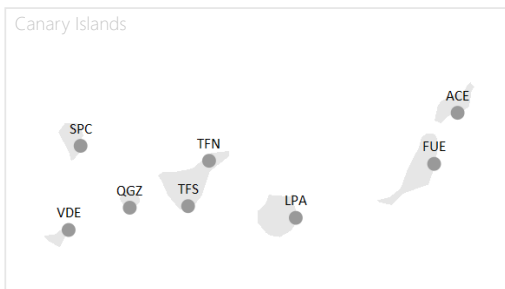


Almeria Airport

2023

Almeria



Aena Spanish Airports
(excluding MCV, QSA, SBO exclusive for GA)

Highlights 2019 · 2023

Almeria



2019

2022

2023



Pax

979K

% Var. previous year

-1,3 %

703K

% Var. 23-22

10,2 %

775K

% Var. 23-19

-20,8 %



Ops

12K

% Var. previous year

-1,4 %

11K

% Var. 23-22

7,0 %

12K

% Var. 23-19

0,3 %

187

% Var. previous year

-97,9 %

95

% Var. 23-22

-51,6 %

46

% Var. 23-19

-75,4 %



Cargo*



Source:

Aena. Provisional non-audited data 2023 (round trip)

* Kilograms

Highlights 2023


Almeria



 Avg. pax / week
14,9K

Avg. ops / week 
227


Countries *

11
 Destinations
21
Destinations
2
New Destinations


Airlines *

15


Routes *

25
Domestic
7
International
18


Pax profile

19% business

· Residence ·

22% LEI apt. province

27% rest of Spain 

51% foreign 



Info

· Runway cap. ·

Ops. dep: 7

Ops. arr: 7

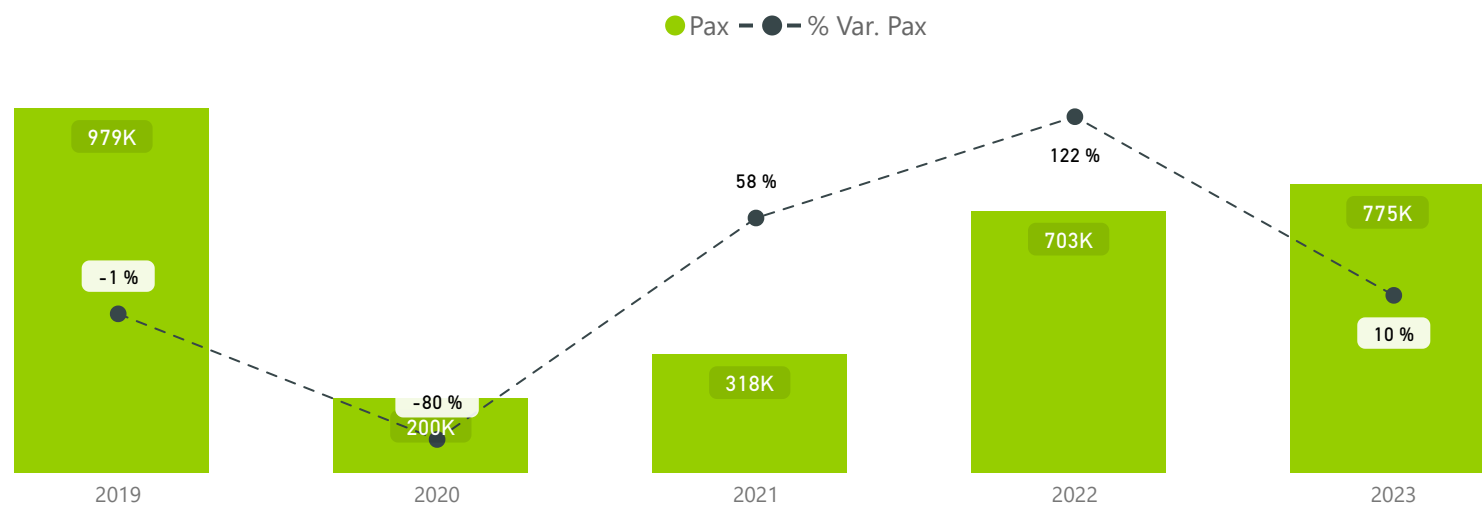
Total ops: 12

Sources:

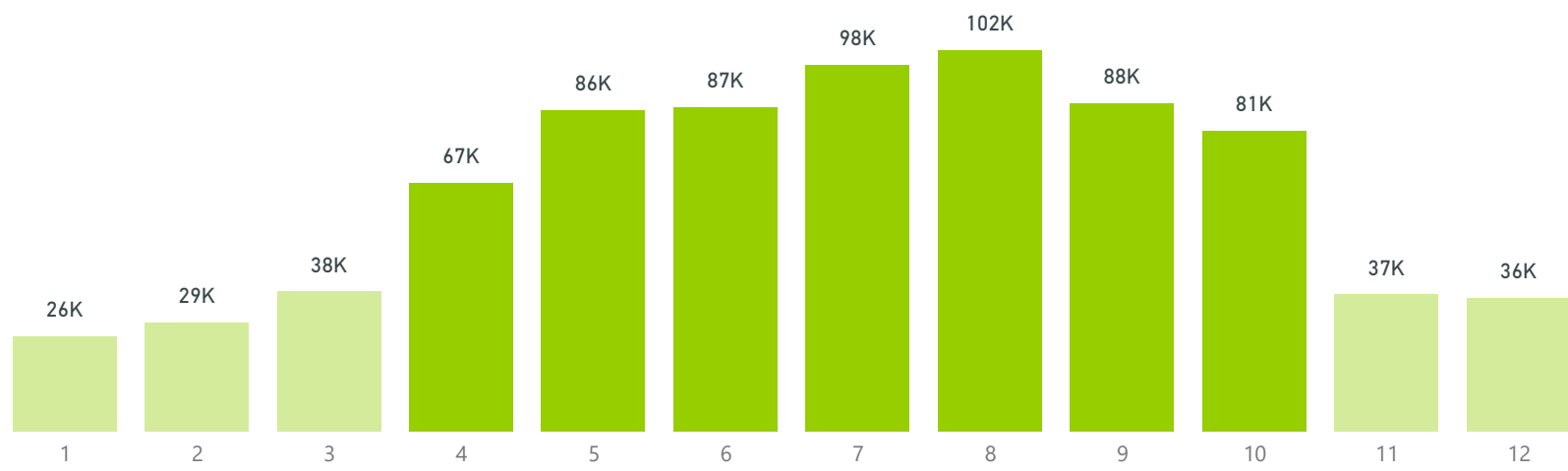
* + 5,000 pax/year. Aena. Provisional non-audited data 2023 (round trip)

Aena surveys.

Annual traffic evolution



Monthly traffic evolution · 2023



Source:

Aena. Provisional non-audited data 2023 (round trip)

79 %
Summer season

Traffic statistics 2023

Almeria



Traffic distribution

International



Total countries *


10



51%

398K international pax
3,1 % Var. 23-22

Domestic



49%

377K domestic pax
19,0 % Var. 23-22

Main countries *

market share
pax

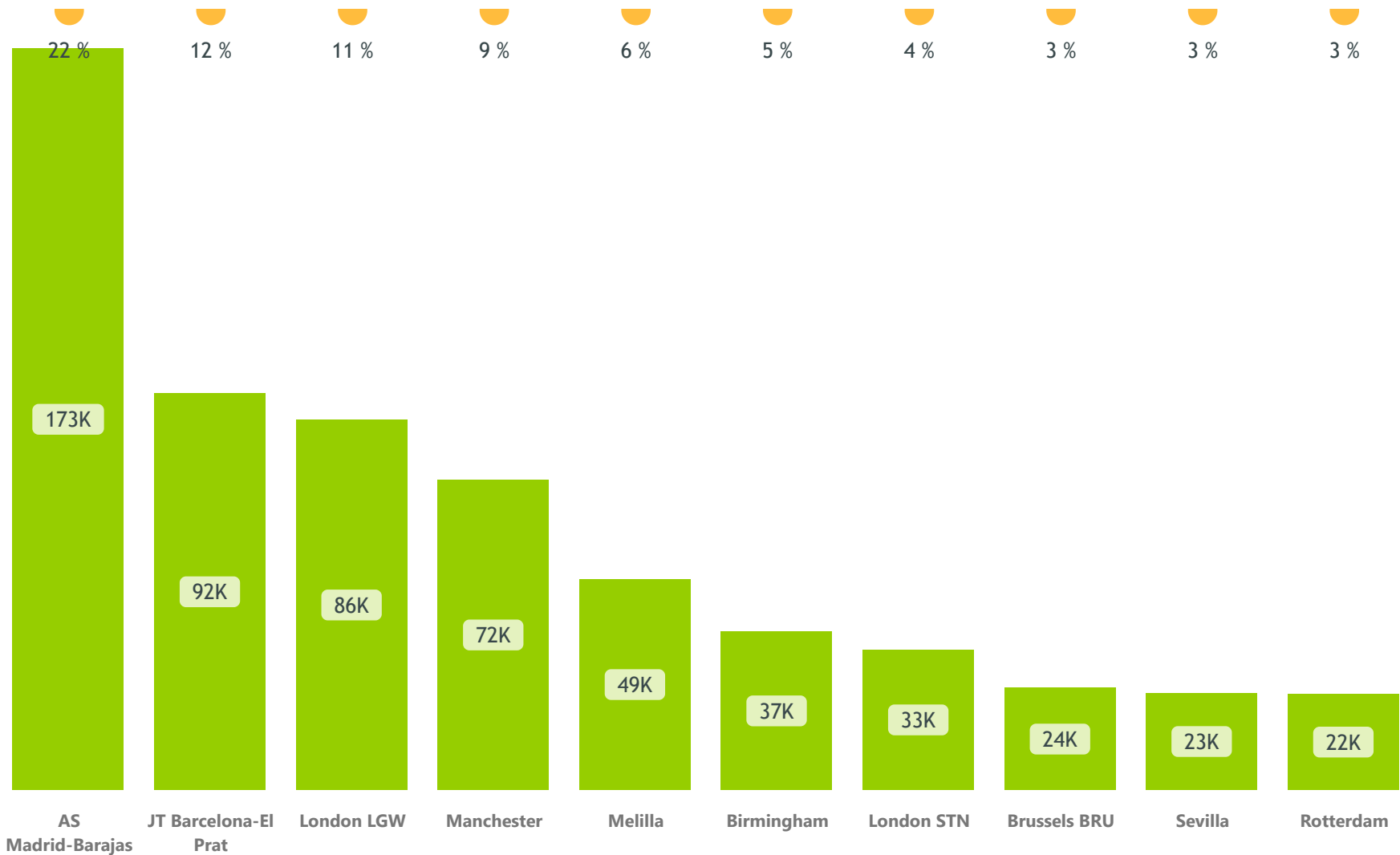


Source:

* + 5,000 pax/year. Aena. Provisional non-audited data 2023 (round trip)

Main destinations *

market share
pax



Source:

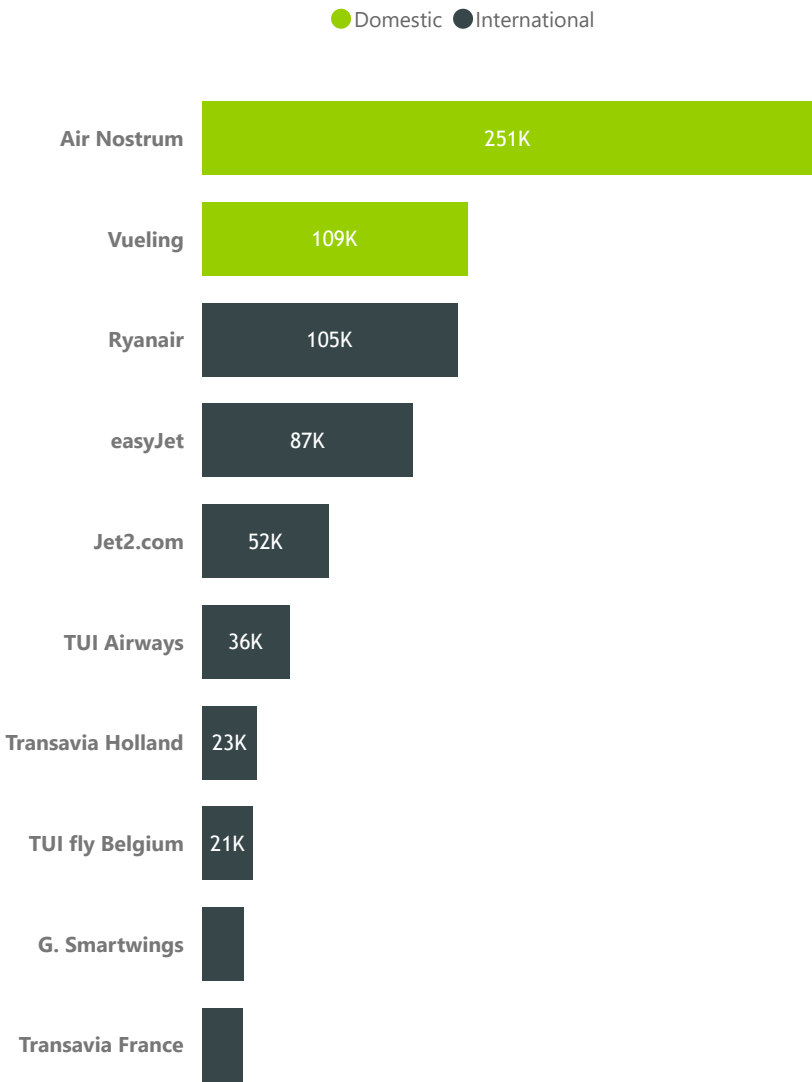
* + 5,000 pax/year. Aena. Provisional non-audited data 2023 (round trip)

Traffic statistics 2023

Almeria



Main airlines *



Airline	Pax	% Var. 23-22	Share	Routes *
Air Nostrum	252.542	14 %	33 %	4
Vueling	108.929	-3 %	14 %	2
Ryanair	104.835	-13 %	14 %	4
easyJet	87.130	21 %	11 %	1
Jet2.com	52.174	-12 %	7 %	3
TUI Airways	35.772	34 %	5 %	2
Transavia Holland	22.697	-5 %	3 %	1
TUI fly Belgium	21.597	23 %	3 %	1
G. Smartwings	17.206	8 %	2 %	2
Transavia France	16.691	>1.000 %	2 %	1

Airlines

15



Charter

9 %

71K

Pax

Source:

* + 5,000 pax/year. Aena. Provisional non-audited data 2023 (round trip)

Route map · Domestic · 2023

Almeria



Pax

377K



Destination



New destination



Share

48,7 %



Destinations

6



Routes

7

Canary Islands

Source:

Aena. Provisional non-audited data 2023 (round trip)

Destination: airport pair. Route is destination by airline

Destination: +5,000 pax/2023

New destination: +5,000 pax/2023 and -1,000 pax/2022

Route map · Europe · 2023

Almeria



Pax

397K



Share

51,2 %



Destinations

15



Routes

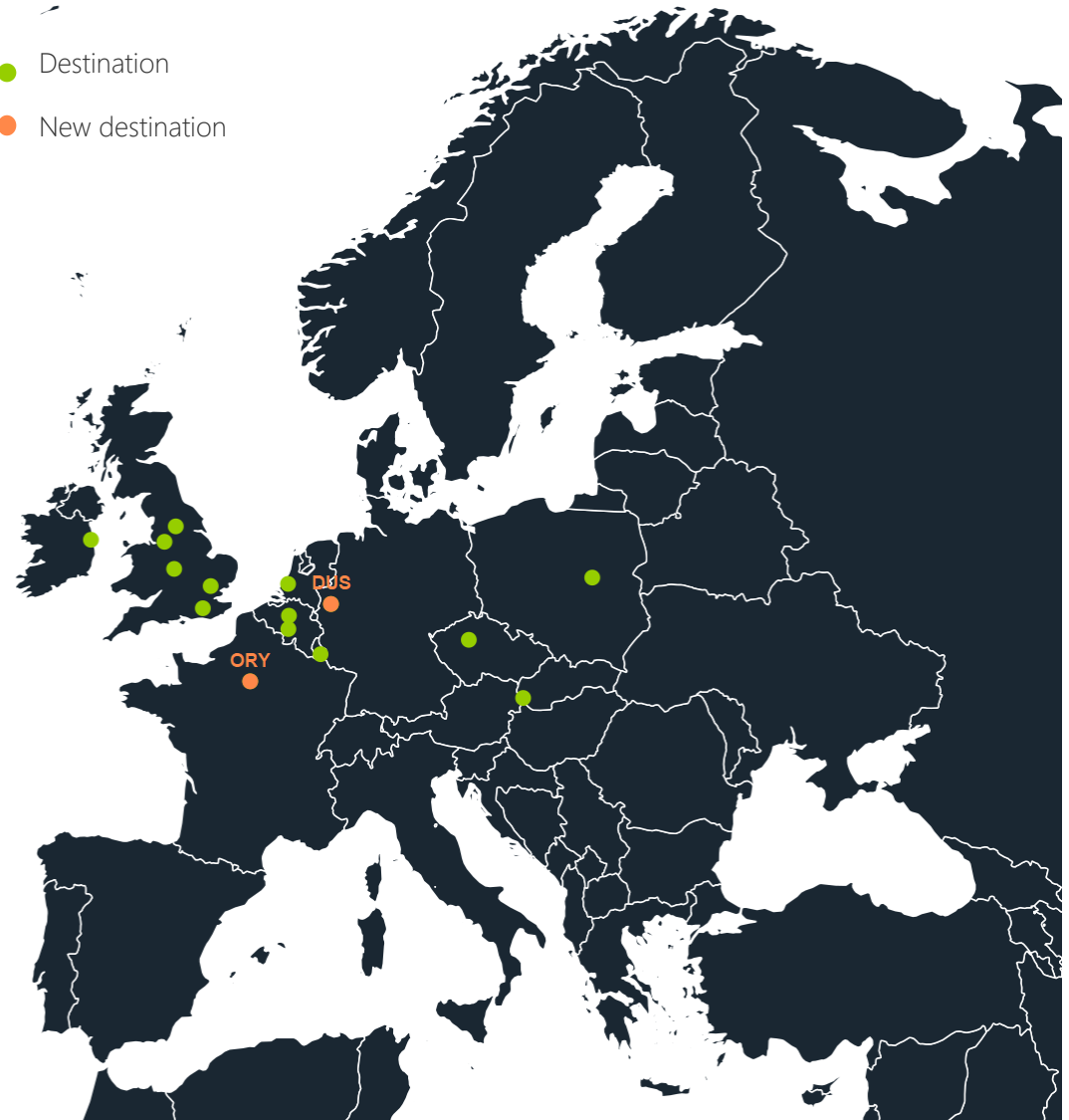
18

Top countries

Destinations

United Kingdom	5
Belgium	2
France	1
Ireland	1
Netherlands	1

- Destination
- New destination



Source:

Aena. Provisional non-audited data 2023 (round trip)

Destination: airport pair. Route is destination by airline

Destination: +5,000 pax/2023

New destination: +5,000 pax/2023 and -1,000 pax/2022

Passenger profile

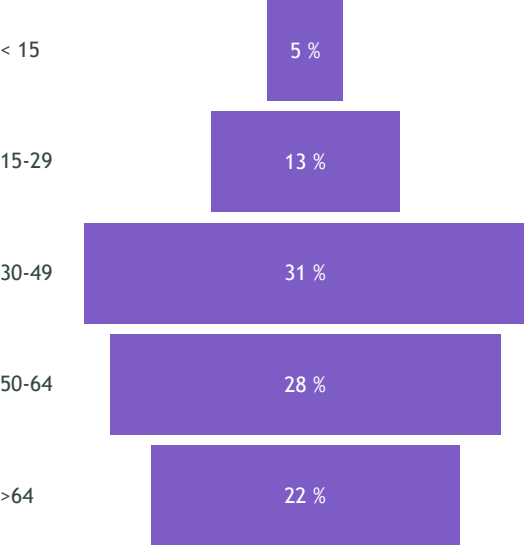
Almeria



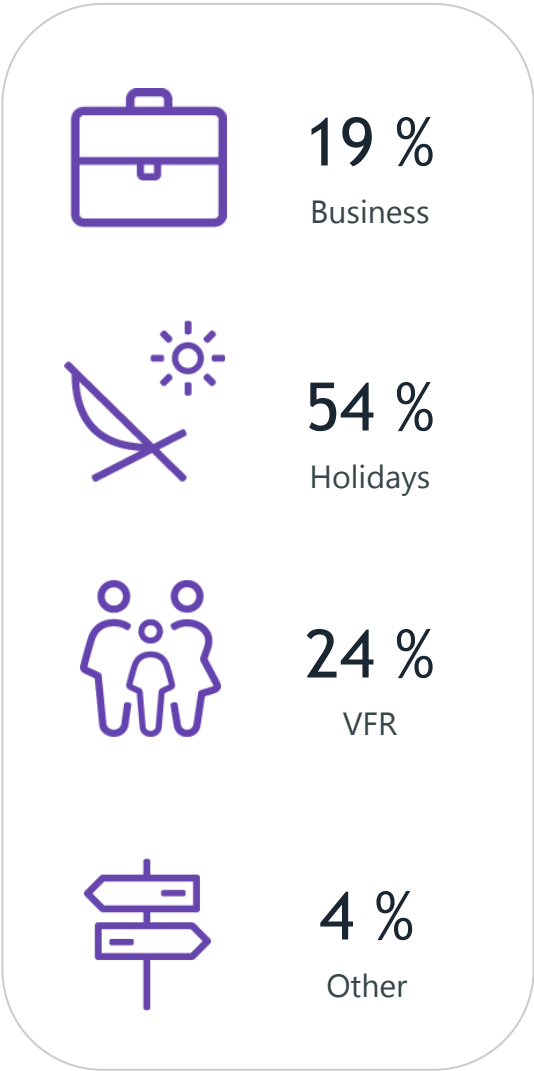
Gender




Age



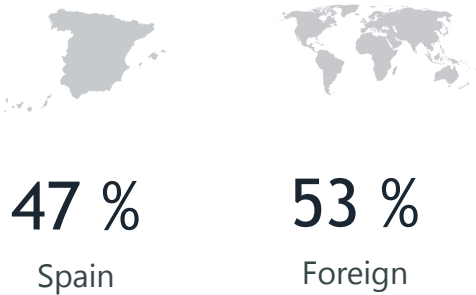
Reason for travelling



Residence



Nationality



Source:
Aena surveys EMMA (sample=1,957)
Data collected from May 17 to 23, 2023
Expansion: Departing commercial passengers in 2023

Summer 24

Terminal capacity	Pax/H	Arrivals	Departures
		1,100 600 Non Sch	1,100 600 Non Sch
Runway capacity	Arrivals	Departures	Total
	7	7	12

Capacity **1,6 M** passenger



⇒ Altitude (reference point): 21 m

⇒ Reference temperature: 31°C

⇒ Service timetable (UTC):

S: 05:10-20:45 (PS 30 MIN PPR)

W: 06:10-21:45 (PS 30 MIN PPR)

⇒ Fire category: 7 (can be upgraded to 8 if requested)

Runway:

⇒ 07/25 (3,200 x 45 m)

⇒ Commercial aviation parking stands: 13

2	A-321	7	B-757-200
1	B-747-200	3	CRJ-1000
5	Helicop.	19	General aviation

⇒ Code OACI: **LEAM**

⇒ Code IATA: **LEI**

Source:

AIP Spain (last available)
AECFA (Summer 24)
DORA 2022-2026



Terminal building



1
Runway
CAT I



27
Check-in counters



Security
personnel



6
Boarding
gates



13
Parking places



S: 05:10-20:45

PS 30 min. PPR

W: 06:10-21:45

PS 30 min. PPR



3
Baggage reclaim
carousel



828
Parking offer



3 (995 m²)
Restaurants and
cafeterias



1 (322 m²)
Shops and duty
free



Wifi area



Passengers info



Luggage trolleys



Car hire



Banking services



Lost and Found



Luggage services



Accessibility for PMR



Special needs passengers



The airport is focused on having the best image possible. Almeria Airport has implemented an **Integrated Quality and Environmental Management System**, certified according to **ISO 9001 and ISO 14001** standards.



Almeria Airport was named **Best Airport by Size and Region (under 2 million passenger in Europe)**, at the ASQ (Airport Service Quality) awards given by the Airports Council International (ACI) in 2018 and 2023.

The airport got **‘The Voice of the customer’** recognition by **ACI World** in 2021.

Almeria Airport is awarded by **FAAM (Almería’s Federation of Disabled People’s Associations)** for the work of its “Sin Barreras” service helping people with reduced mobility in 2014.

Almeria Airport was **certified by the Spanish Aviation Agency (AESA), according to EU 139/2014 regulation.**



Yearly **quality surveys** for airlines and passengers are carried out in order to monitor their perception of the airport services.

Our commitment with sustainability

Almeria



AENA and the Sustainable Development Goals



Towards Sustainable Development

We guarantee sustainable consumption modalities

We generate a sustainable economic growth

We promote diversity and social inclusion

We strengthen partnerships to achieve sustainable goals

We protect the environment and fight against climate change



Member of
Dow Jones Sustainability Indices
Powered by the S&P Global CSA



FTSE4 Good Index

The analyst FTSE Russell assesses Aena Annually in terms of sustainability, having obtained a 5 out of 5 for its ESG performance in 2023.

Dow Jones Sustainability Index

Aena scored 75 points in the environmental category and 72 points in the social category (out of 100), making it the fourth most sustainable company globally in the transportation and infrastructure sector.

UN Global Compact

Aena has adhered to the Global Compact by supporting its ten principles since 2017.

Climate Leaders

Aena made it onto the "Europe's Climate Leaders 2023" list, compiled by the Financial Times, securing the top spot in Spain's transportation sector.

[Climate Action Plan](#)



More significant targets and projects

2026

CARBON NEUTRALITY
with offsetting

CARBON NEUTRAL AIRPORTS **2026**

2026

Carbon neutral accreditation
Level 4+ in 2026 and Level 5+ in 2030 at the main airports



2030

NET ZERO carbon

NET ZERO CARBON



Renewable energy

- Photovoltaic plan
- 100% purchase electricity through renewable energy guarantees of origin



Sustainable mobility

- Charging points for electric vehicles
- Eco-cars fleet plan



Climate Action Plan

- It includes appropriate management, monitoring and communication mechanisms

Aena was in 2021 the first company in Spain and one of the first around the world to inform shareholders yearly of its strategy against climate change from its Climate Action Plan.

Incentives & marketing support

Almeria



Incentives and discounts



Business
opportunities

A very diverse programme
of rate incentives for airlines



 [Incentives and discounts](#)



Marketing Support



Marketing

Marketing campaigns
to promote new routes



 [Marketing Support](#)



Thank you



Company committed to the United Nations
Sustainable Development Goals (SDGs)



**airports
for you** 

**AGENDA
2030**