

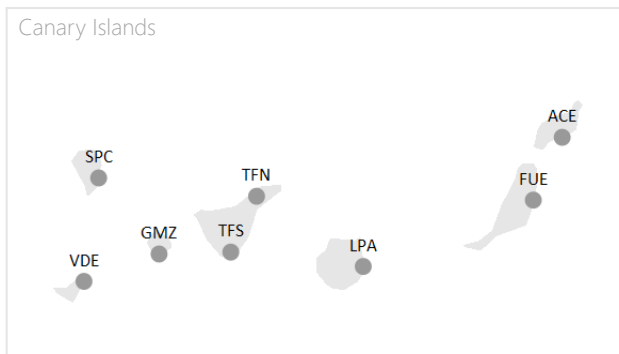
# Pamplona Airport

## 2023

# Pamplona



Canary Islands



Aena Spanish Airports  
(excluding MCV, QSA, SBO exclusive for GA)

# Highlights 2019 · 2023

Pamplona



2019

2022

2023



Pax

243K

% Var. previous year

18,5 %

173K

% Var. 23-22

14,5 %

198K

% Var. 23-19

-18,9 %



Ops

6K

% Var. previous year

-4,5 %

6K

% Var. 23-22

-8,8 %

5K

% Var. 23-19

-12,8 %



Cargo\*

22K

% Var. previous year

-24,3 %

7K

% Var. 23-22

-96,3 %

0K

% Var. 23-19

-98,8 %

Source:

Aena. Provisional non-audited data 2023 (round trip)

\* Kilograms

# Highlights 2023


Pamplona



 Avg. pax / week  
**3,8K**

Avg. ops / week   
**103**

  
Countries \*


**1**  
 Destinations  
2

  
Airlines \*

**2**

  
Routes \*

**2**  
Domestic  
2

  
Pax profile

35% business

· Residence ·

55% PNA apt. province

28% rest of Spain 

17% foreign 



Info

· Runway cap. ·

Ops. dep: 5

Ops. arr: 5

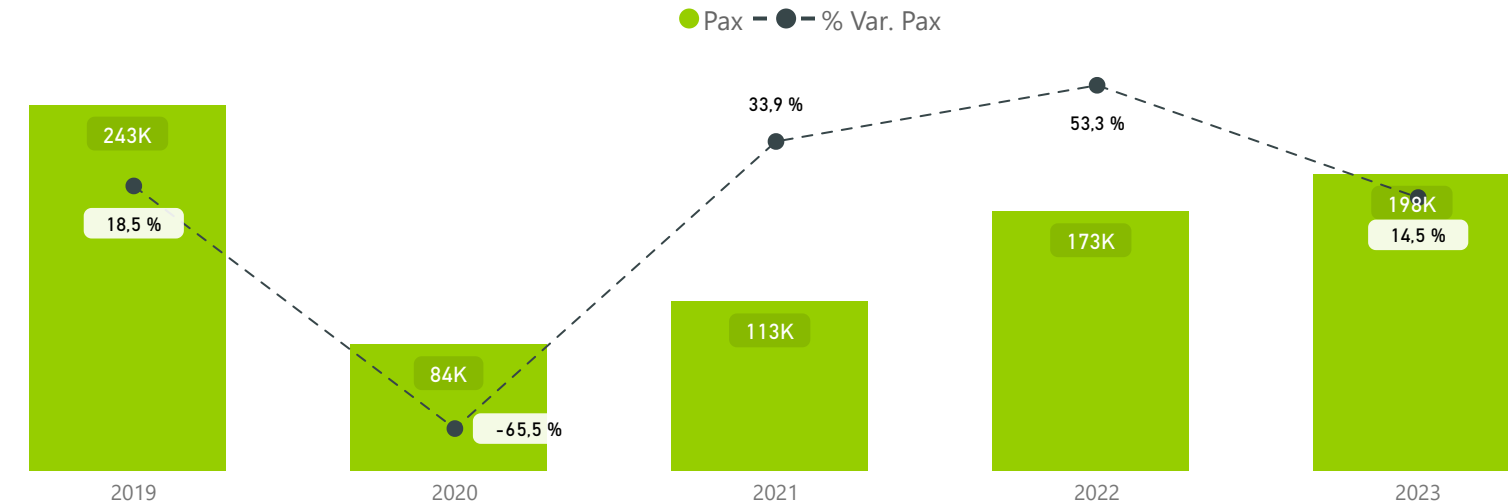
Total ops: 8

## Sources:

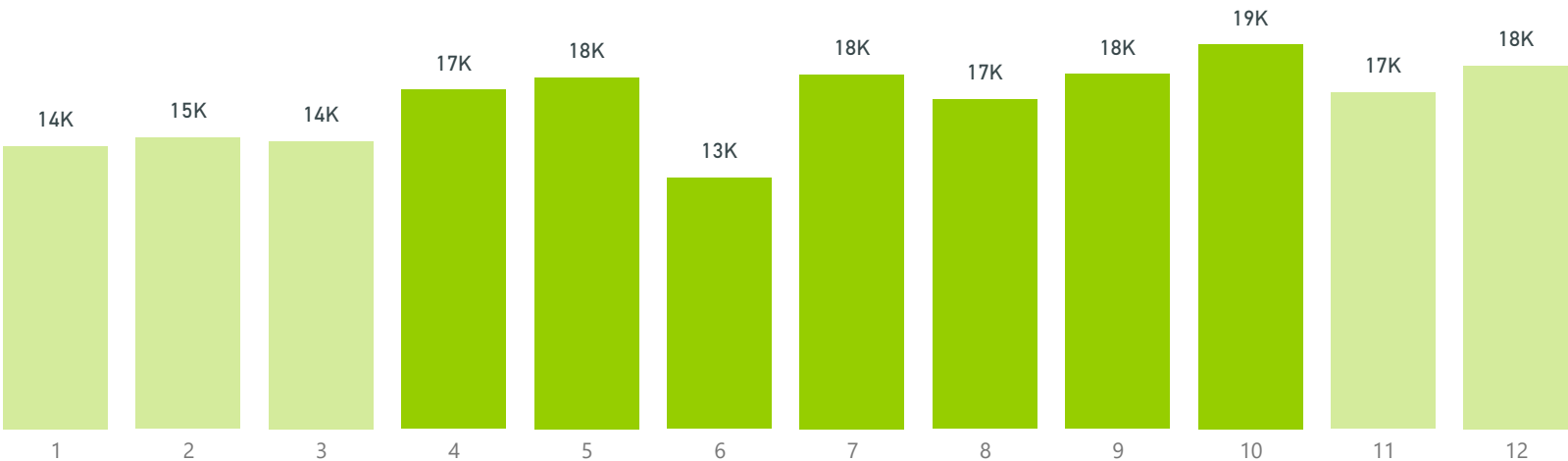
\* + 5,000 pax/year. Aena. Provisional non-audited data 2023 (round trip)

Aena surveys, INE 2023 and Google maps

## Annual traffic evolution



## Monthly traffic evolution · 2023



Source:  
Aena. Provisional non-audited data 2023 (round trip)

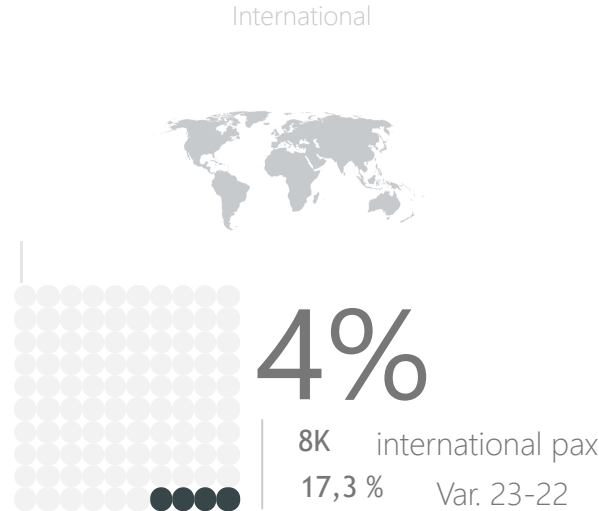
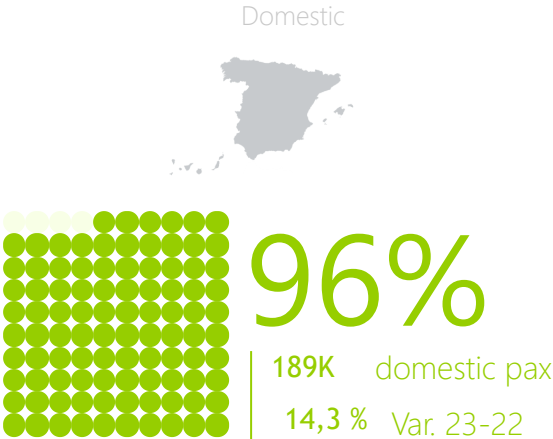
60 %  
Summer season

# Traffic statistics 2023

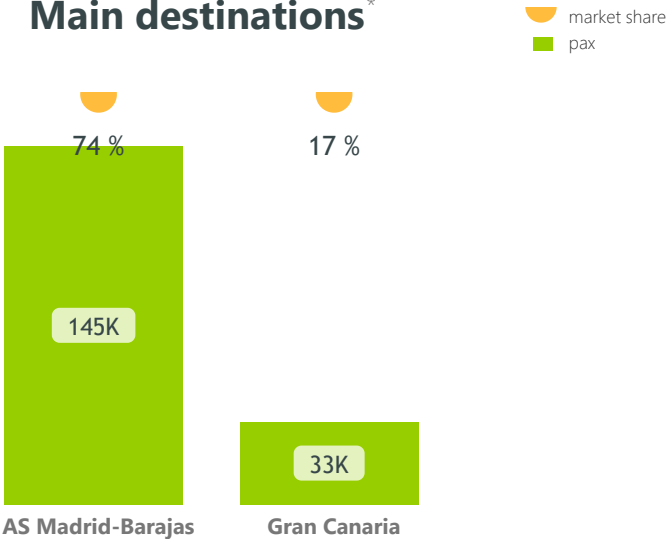
Pamplona



## Traffic distribution



## Main destinations\*



Airline	Pax	% Var. 23-22	Share	Routes *
Air Nostrum	150.728	14 %	76 %	1
Binter Canarias	33.219	14 %	17 %	1

## Airlines

2



## Charter

8 %

15K

Pax

Source:

\* + 5,000 pax/year. Aena. Provisional non-audited data 2023 (round trip)


# Route map · Domestic · 2023

Pamplona





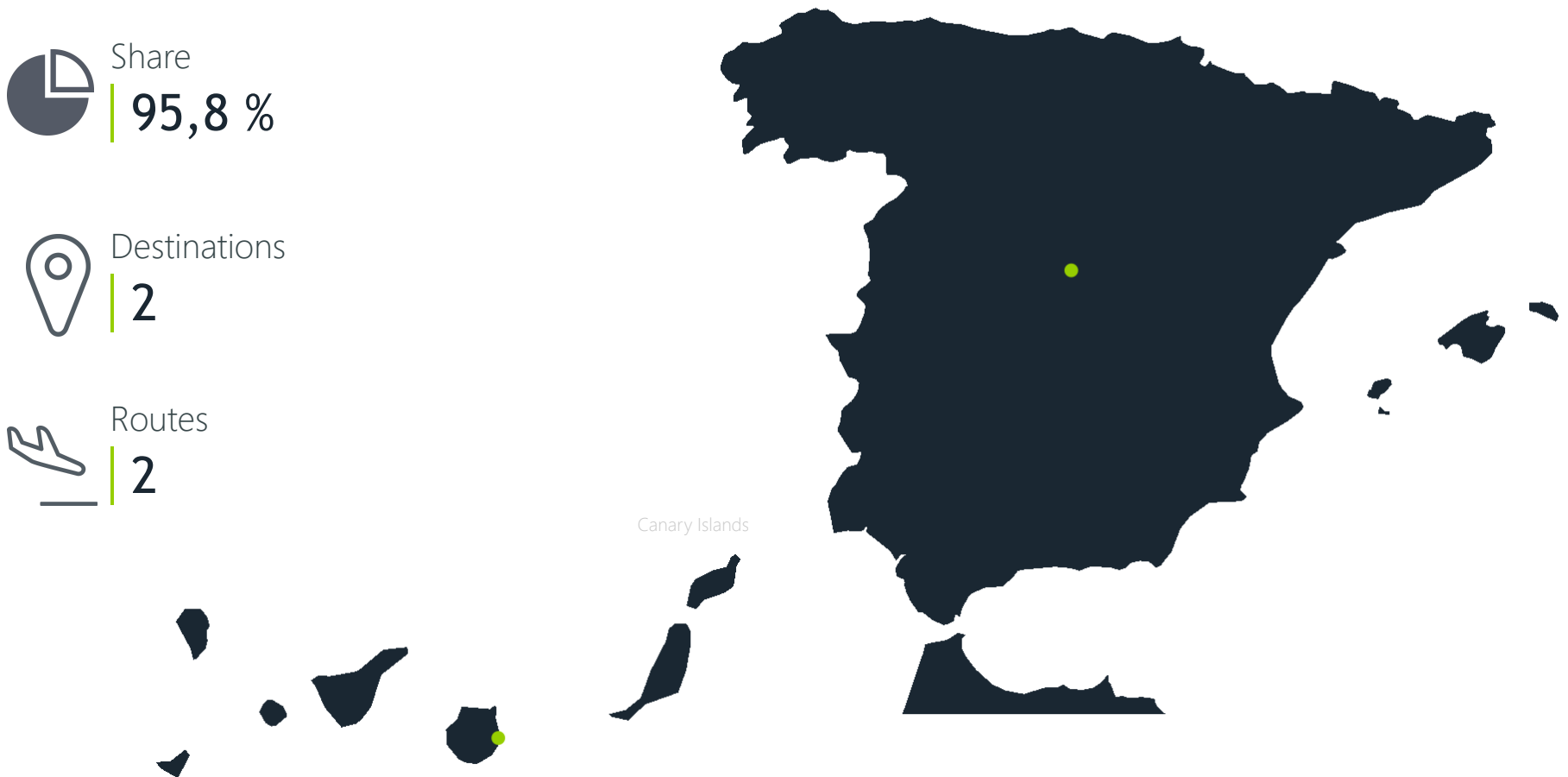
 Pax  
**189,2K**

 Share  
**95,8 %**

 Destinations  
**2**

 Routes  
**2**

-  Destination
-  New destination



## Source:

Aena. Provisional non-audited data 2023 (round trip)

Destination: airport pair. Route is destination by airline

Destination: +5,000 pax/2023

New destination: +5,000 pax/2023 and -1,000 pax/2022

# Passenger profile

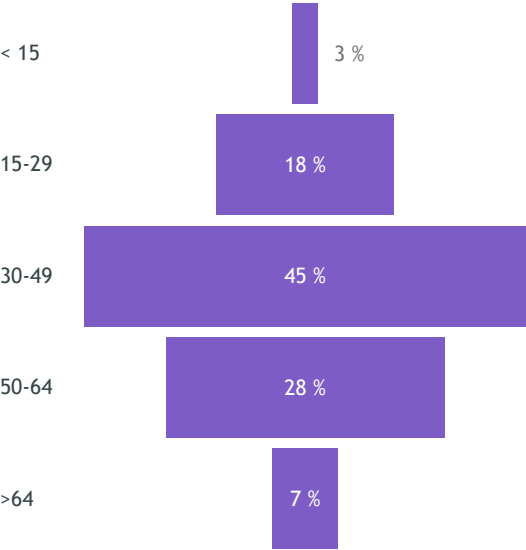
Pamplona



## Gender



## Age



## Reason for travelling



## Residence

55% PNA apt. province



28 %  
Rest of Spain

17 %  
Foreign

## Nationality



80 %  
Spain

20 %  
Foreign

Source:  
Aena surveys EMMA (sample=123)  
Expansion: Departing commercial passengers in 2023



Capacity **850.000** passenger

### Summer 24

Terminal capacity	Pax/H	Arrivals	Departures
		500 160 Non Sch	500 160 Non Sch
Runway capacity			
	Arrivals	Departures	Total
	5	5	8



### ⇒ Commercial aviation parking stands: 8

3	A-320
5	CRJ-200

⇒ **Code OACI: LEPP**

⇒ **Code IATA: PNA**

⇒ Altitude (reference point): 459 m

⇒ Reference temperature: 28°C

⇒ Service timetable (UTC):

S: 04:30-21:45 (PS 45 MIN PPR 15 MIN BFR AD CLSD)

W: 05:30-22:45 (PS 45 MIN PPR 15 MIN BFR AD CLSD)

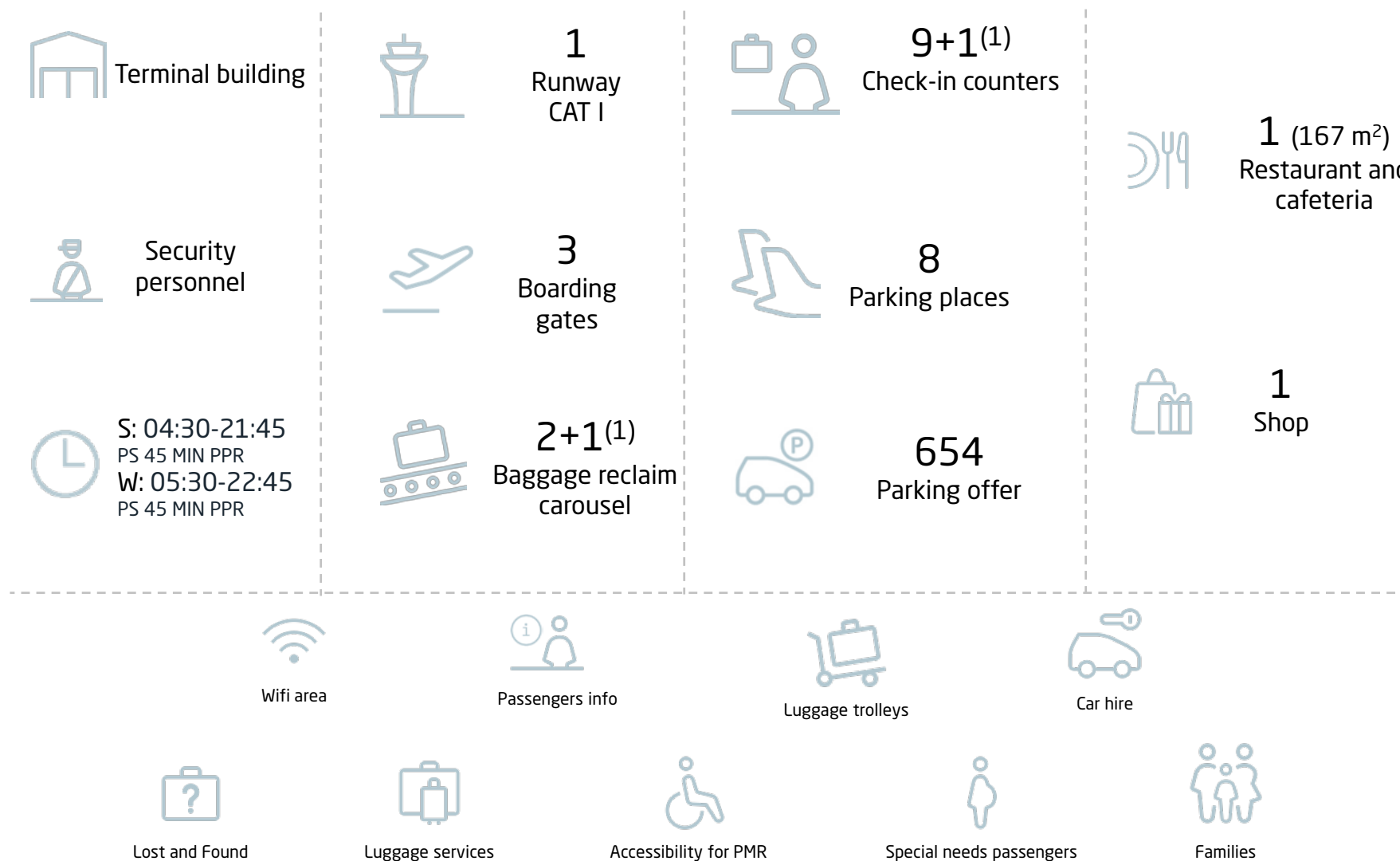
⇒ Fire category: 7

### Runway:

⇒ 15/33: 15 (2,205 x 45 m)  
33 (2,405 x 45 m)

Source:

AIP Spain (last available)  
AECFA (Summer 24)  
DORA 2022-2026



<sup>(1)</sup> Special Luggage



The airport is focused on having the best image possible. Pamplona Airport has implemented an **Integrated Quality and Environmental Management System**, certified according to **ISO 9001 and ISO 14001** standards.



Pamplona Airport was awarded with **Best Hygiene Measures by Region (Europe)** at the **ASQ (Airport Service Quality) Awards** given by the **Airports Council International (ACI)** in 2020 and 2021. In 2022 was awarded with **Cleanest Airport in Europe**.

The airport was named **Best Airport by Size and Region (under 2 million passengers in Europe)** at the ASQ (Airport Service Quality) Awards given by the Airports Council International (ACI) in 2022.

Pamplona Airport was **certified by the Spanish Aviation Agency (AESA), according to EU 139/2014 regulation**.



Yearly **quality surveys** for airlines and passengers are carried out in order to monitor their perception of the airport services.

# Our commitment with sustainability

Pamplona



## AENA and the Sustainable Development Goals



Towards Sustainable Development

We guarantee sustainable consumption modalities

We generate a sustainable economic growth

We promote diversity and social inclusion

We strengthen partnerships to achieve sustainable goals

We protect the environment and fight against climate change

 [Climate Action Plan](#)



## More significant targets and projects

2026

**CARBON NEUTRALITY**  
with offsetting

**CARBON NEUTRAL AIRPORTS**  **2026**

2026

**Carbon neutral accreditation**  
Level 4+ in 2026 and Level 5+ in 2030 at the main airports



2030

**NET ZERO carbon**

**NET ZERO CARBON** 



### Renewable energy

- Photovoltaic plan
- 100% purchase electricity through renewable energy guarantees of origin



### Sustainable mobility

- Charging points for electric vehicles
- Eco-cars fleet plan



### Climate Action Plan

- It includes appropriate management, monitoring and communication mechanisms



Member of  
**Dow Jones Sustainability Indices**  
Powered by the S&P Global CSA

### FTSE4 Good Index

The analyst FTSE Russell assesses Aena Annually in terms of sustainability, having obtained a 5 out of 5 for its ESG performance in 2023.

### Dow Jones Sustainability Index

Aena scored 75 points in the environmental category and 72 points in the social category (out of 100), making it the fourth most sustainable company globally in the transportation and infrastructure sector.



### UN Global Compact

Aena has adhered to the Global Compact by supporting its ten principles since 2017.



### Climate Leaders

Aena made it onto the "Europe's Climate Leaders 2023" list, compiled by the Financial Times, securing the top spot in Spain's transportation sector.

Aena was in 2021 the first company in Spain and one of the first around the world to inform shareholders yearly of its strategy against climate change from its Climate Action Plan.

# Incentives & marketing support

Pamplona



## Incentives and discounts



Business opportunities

A very diverse programme of rate incentives for airlines



[!\[\]\(8bba887393ca45b761e5cb49e755e762\_img.jpg\) Incentives and discounts](#)



## Marketing Support



Marketing

Marketing campaigns to promote new routes



[!\[\]\(e50091943b385fe16d3277389202856f\_img.jpg\) Marketing Support](#)



# Thank you



Company committed to the United Nations  
Sustainable Development Goals (SDGs)



AGENDA  
**2030**