

Santiago RC Airport

2023

Santiago RC



Canary Islands



Aena Spanish Airports
(excluding MCV, QSA, SBO exclusive for GA)

Highlights 2019 · 2023

Santiago RC



2019

2022

2023



Pax

2,9M

% Var. previous year

6,5 %

3,2M

% Var. 23-22

9,2 %

3,5M

% Var. 23-19

21,8 %



Ops

22K

% Var. previous year

2,6 %

25K

% Var. 23-22

1,7 %

26K

% Var. 23-19

18,2 %



Cargo*

3,2M

% Var. previous year

6,0 %

4,9M

% Var. 23-22

-0,7 %

4,8M

% Var. 23-19

50,5 %

Source:

Aena. Provisional non-audited data 2023 (round trip)

* Kilograms

Highlights 2023

Santiago RC



 Avg. pax / week

68K

Avg. ops / week 

498



Countries *

9



Destinations

35

Destinations

1

New Destinations



Airlines *

9



Routes *

48

Domestic

28

International

20



Pax profile

11% business

· Residence ·

27% SCQ apt. province

51% rest of Spain 

21% foreign 



Info

H24 airport

· Runway cap. ·

Ops. dep: 12

Ops. arr: 12

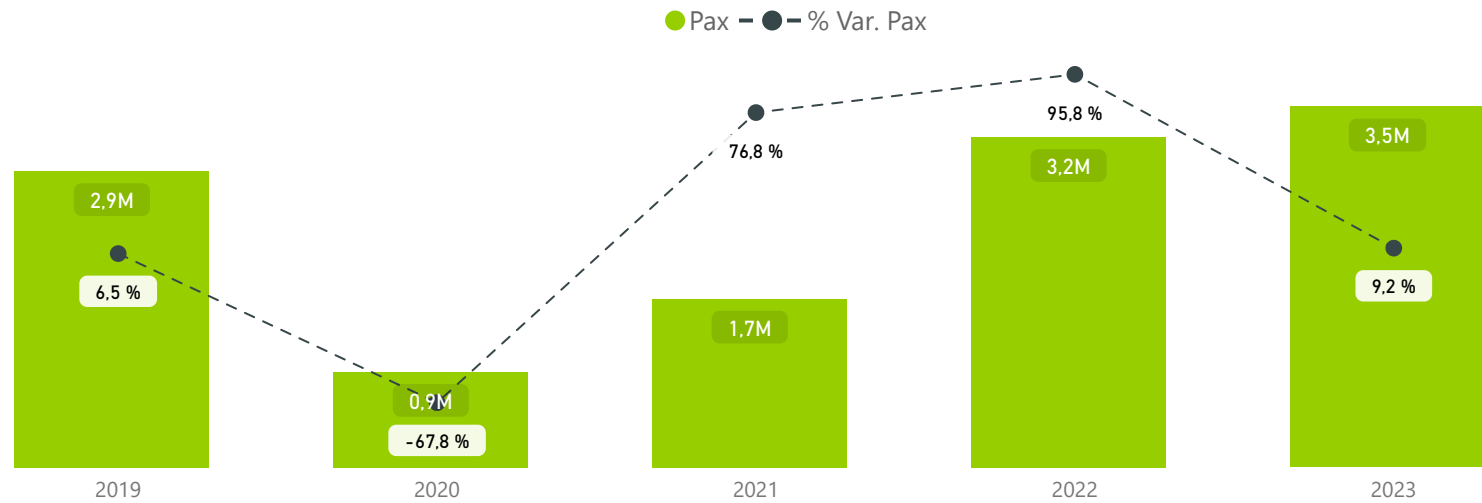
Total ops: 22

Sources:

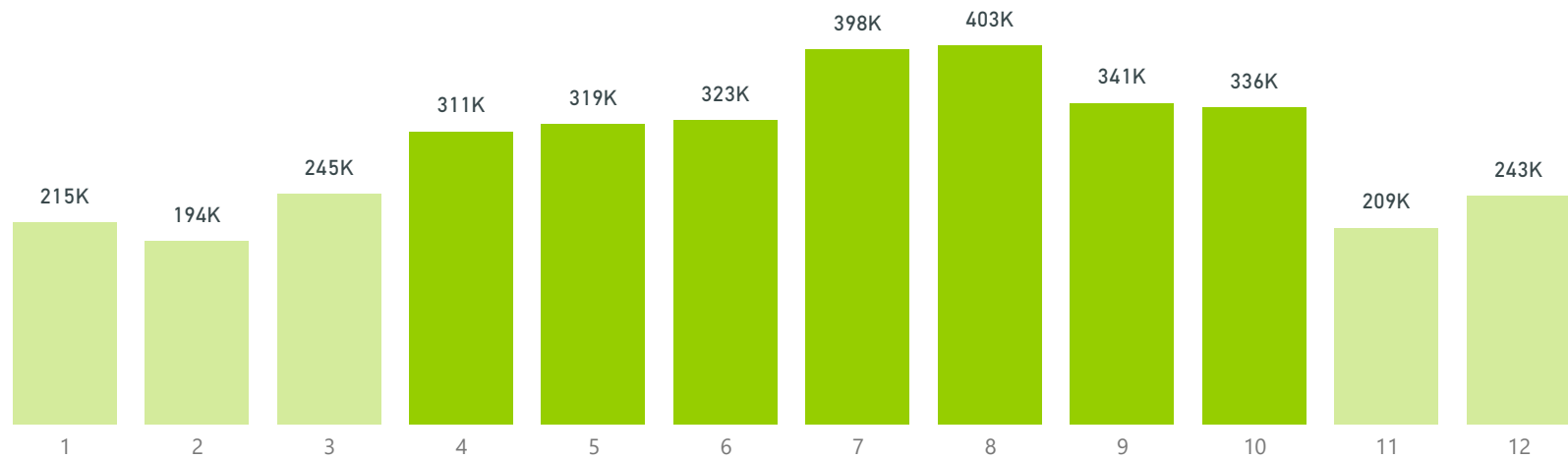
* + 5,000 pax/year. Aena. Provisional non-audited data 2023 (round trip)

Aena surveys

Annual traffic evolution



Monthly traffic evolution · 2023



Source:

Aena. Provisional non-audited data 2023 (round trip)

69 %
Summer season

Traffic statistics 2023

Santiago RC



Traffic distribution

International



Total countries *


8



24%

846K international pax
11,0 % Var. 23-22

Domestic

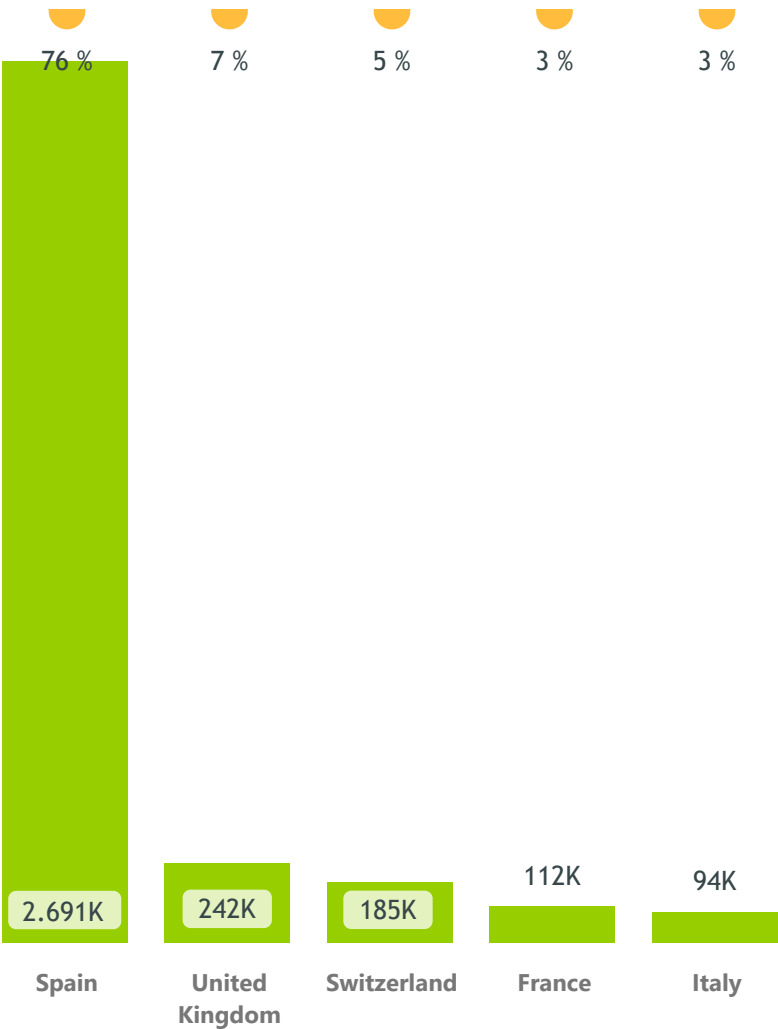


76%

2,7M domestic pax
8,7 % Var. 23-22

Main countries *

market share
pax

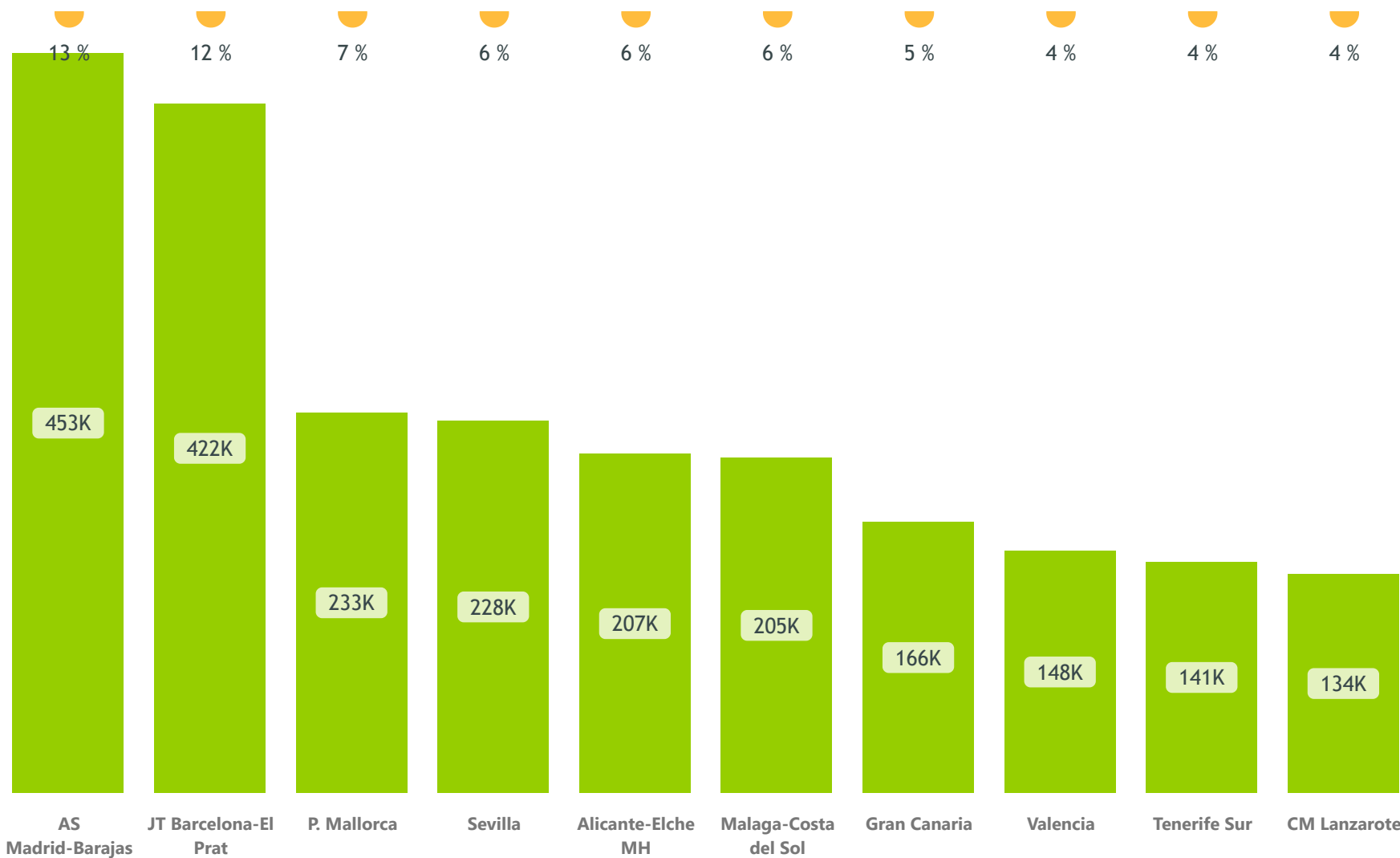


Source:

* + 5,000 pax/year. Aena. Provisional non-audited data 2023 (round trip)

Main destinations *

market share
pax



Source:

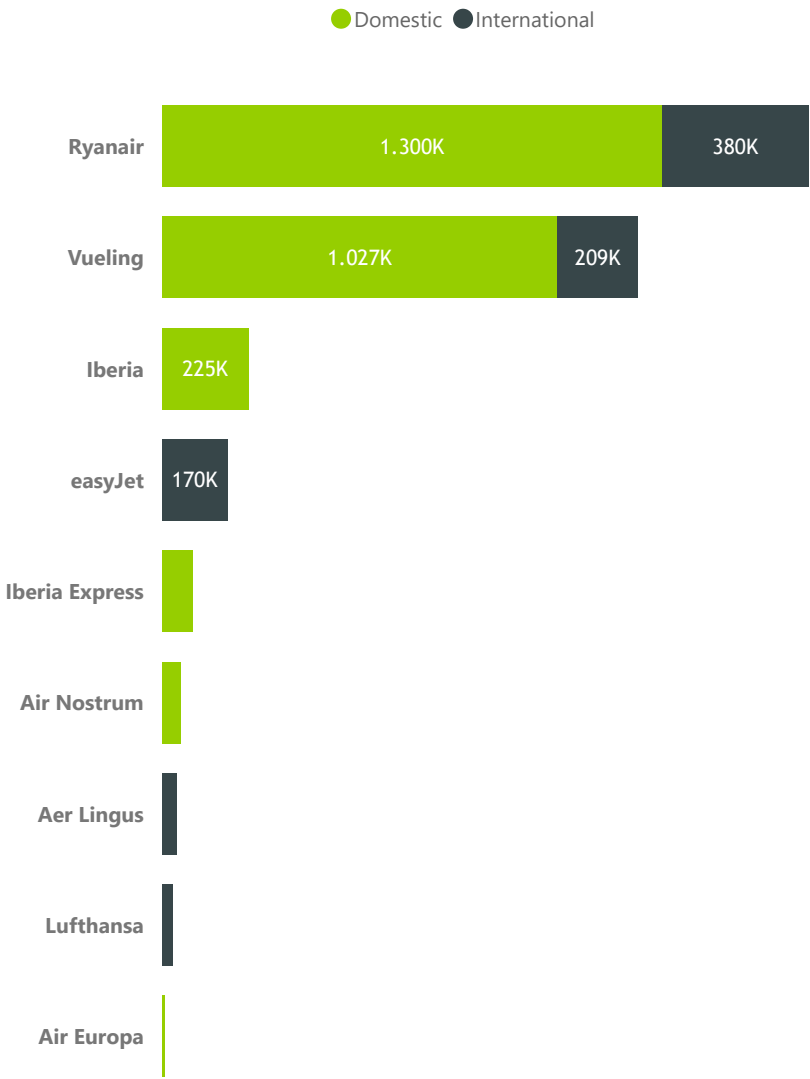
* + 5,000 pax/year. Aena. Provisional non-audited data 2023 (round trip)

Traffic statistics 2023

Santiago RC



Main airlines *



Airline	Pax	% Var. 23-22	Share	Routes *
Ryanair	1.679.495	7 %	48 %	25
Vueling	1.236.346	21 %	35 %	15
Iberia	224.928	447 %	6 %	1
easyJet	170.408	19 %	5 %	3
Iberia Express	79.236	-74 %	2 %	1
Air Nostrum	49.319	-2 %	1 %	1
Aer Lingus	37.561	9 %	1 %	1
Lufthansa	27.525	-6 %	1 %	1
Air Europa	6.199	137 %	0 %	0

Airlines

9



Charter

0 %

15K

Pax

Source:

* + 5,000 pax/year. Aena. Provisional non-audited data 2023 (round trip)

Route map · Domestic · 2023

Santiago RC



Pax

2,7M



Share

76,1 %



Destinations

17



Routes

28

- Destination
- New destination



Canary Islands

Source:

Aena. Provisional non-audited data 2023 (round trip)

Destination: airport pair. Route is destination by airline

Destination: +5,000 pax/2023

New destination: +5,000 pax/2023 and -1,000 pax/2022

Route map · Europe · 2023

Santiago RC





 Pax
839K

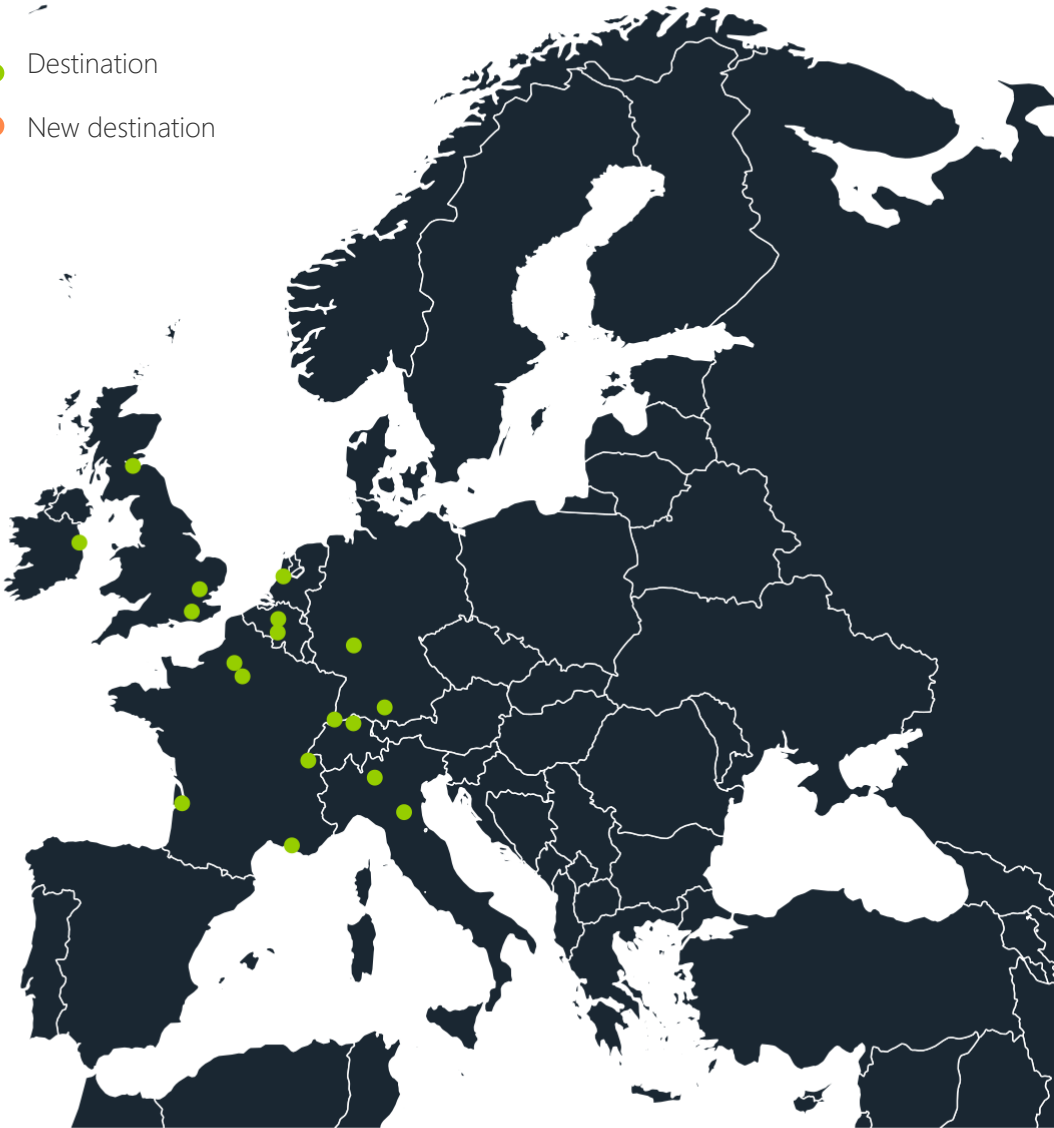
 Share
23,7 %

 Destinations
18

 Routes
20

Top countries	Destinations
France	4
Switzerland	3
United Kingdom	3
Italy	2
Ireland	1

 Destination
 New destination



Source:

Aena. Provisional non-audited data 2023 (round trip)
Destination: airport pair. Route is destination by airline

Destination: +5,000 pax/2023
New destination: +5,000 pax/2023 and -1,000 pax/2022

Route map · Africa · 2023

Santiago RC



Pax
5K

- Destination
- New destination



Share
0,1 %



Destinations
0



Routes
0



Source:

Aena. Provisional non-audited data 2023 (round trip)
Destination: airport pair. Route is destination by airline

Destination: +5,000 pax/2023
New destination: +5,000 pax/2023 and -1,000 pax/2022

Passenger profile

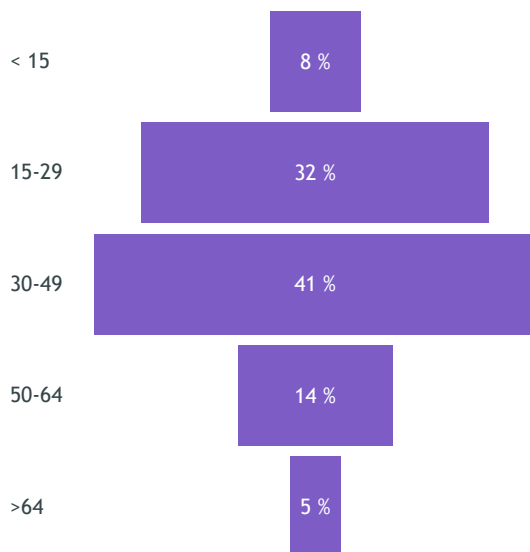
Santiago RC



Gender



Age



Reason for travelling



Residence

27% SCQ apt. province



51 %
Rest of Spain

21 %
Foreign

Nationality



80 %
Spain

20 %
Foreign

Source:

Aena surveys (sample=2,*)

Data collected from July) to 1%20&

Expansion: Departing commercial passengers in 202'

Capacity **5 M** passenger

Summer 24

Terminal capacity	Pax/H	Arrivals	Departures
		1,900 1,150 Non Sch	1,350 850 Non Sch
Runway capacity	Arrivals	Departures	Total
	12	12	22



⇒ Commercial aviation parking stands: 25

⇒ Air bridges: 5

5(2) A-321	1(0)	CN-235
3(2) A-340	1	CRJ-900
7(4) B-737-800	3	CRJ-200
1(0) B-757	3(1)	B-747
1(0) B-767		

Note.- () It appears in brackets the declared capacities that will be reduced or modified as a result of the execution of works during the season.

⇒ **Code OACI: LEST**
⇒ **Code IATA: SCQ**

⇒ Altitude (reference point): 369 m
⇒ Reference temperature: 25°C
⇒ Service timetable (UTC): H-24
⇒ Fire category: 7 (can be upgraded to 8, 9 if requested)

Runway:

⇒ 17/35: 17 (3,140 x 45 m)
35 (3,170 x 45 m)

Source:

AIP Spain (last available)
AECFA (Summer 24)
DORA 2022-2026

Infrastructures & facilities

Santiago RC



Terminal building



1
Runway
CAT II/III



23
Check-in counters



1 (195 m²)
VIP lounge



Security
personnel



14
Boarding
gates



20
Parking places
5
Boarding airbridges



4 (1,985 m²)
Restaurants and
cafeterias



H-24



4
Baggage reclaim
carousel



2,634
Parking offer



7 (825 m²)
Shops and duty
free



Wifi area



Passengers info



Luggage trolleys



Car hire



Tax refunds



Banking services



Lost and Found



Luggage services



Accessibility for PMR



Special needs passengers



Medical care



Families



The airport is focused on having the best image possible. Santiago Airport **has implemented an Integrated Quality and Environmental Management System, certified according to ISO 9001 and ISO 14001 standards.**




Santiago Airport was **certified by the Spanish Aviation Safety Agency (AESA), according to EU 139/2014 regulation.**

The airport got **‘The Voice of the customer’** recognition by **ACI World** in 2021.

Santiago airport has been chosen as the **best European technical stopover** by the airlines Lufthansa and EasyJet, in July and September 2018, respectively. It was chosen through the ratings that passengers gave its handling services.



Santiago Airport has **Level 1** certification under **ACI Europe’s Airport Carbon Accreditation Programme** for the measurement of its reduced carbon footprint.



Yearly **quality surveys** for airlines and passengers are carried out in order to monitor their perception of the airport services.

Our commitment with sustainability

Santiago RC



AENA and the Sustainable Development Goals



Towards Sustainable Development

We guarantee sustainable consumption modalities

We generate a sustainable economic growth

We promote diversity and social inclusion

We strengthen partnerships to achieve sustainable goals

We protect the environment and fight against climate change



Member of
Dow Jones Sustainability Indices
Powered by the S&P Global CSA



FTSE4 Good Index

The analyst FTSE Russell assesses Aena Annually in terms of sustainability, having obtained a 5 out of 5 for its ESG performance in 2023.

Dow Jones Sustainability Index

Aena scored 75 points in the environmental category and 72 points in the social category (out of 100), making it the fourth most sustainable company globally in the transportation and infrastructure sector.

UN Global Compact

Aena has adhered to the Global Compact by supporting its ten principles since 2017.

Climate Leaders

Aena made it onto the "Europe's Climate Leaders 2023" list, compiled by the Financial Times, securing the top spot in Spain's transportation sector.

[Climate Action Plan](#)



More significant targets and projects

2026

CARBON NEUTRALITY
with offsetting

CARBON NEUTRAL AIRPORTS **2026**

2026

Carbon neutral accreditation
Level 4+ in 2026 and Level 5+ in 2030 at the main airports



2030

NET ZERO carbon

NET ZERO CARBON



Renewable energy

- Photovoltaic plan
- 100% purchase electricity through renewable energy guarantees of origin



Sustainable mobility

- Charging points for electric vehicles
- Eco-cars fleet plan



Climate Action Plan

- It includes appropriate management, monitoring and communication mechanisms

Aena was in 2021 the first company in Spain and one of the first around the world to inform shareholders yearly of its strategy against climate change from its Climate Action Plan.

Incentives & marketing support

Santiago RC



Incentives and discounts



Business opportunities

A very diverse programme of rate incentives for airlines



 [Incentives and discounts](#)



Marketing Support



Marketing

Marketing campaigns to promote new routes



 [Marketing Support](#)



Thank you



Company committed to the United Nations
Sustainable Development Goals (SDGs)



**airports
for you** 

**AGENDA
2030**