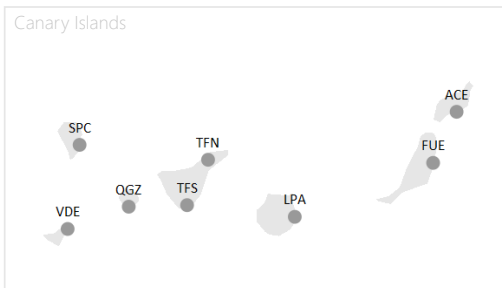


FGL Granada-Jaen Airport

2023

FGL Granada-Jaen



Aena Spanish Airports
(excluding MCV, QSA, SBO exclusive for GA)

Highlights 2019 · 2023

FGL Granada-Jaen



2019

2022

2023



Pax

1,3M

% Var. previous year

11,2 %

909K

% Var. 23-22

14,4 %

1,0M

% Var. 23-19

-17,0 %



Ops

15K

% Var. previous year

6,7 %

14K

% Var. 23-22

15,2 %

16K

% Var. 23-19

11,3 %



Cargo*

13

% Var. previous year

-96,1 %

30

% Var. 23-22

> 1.000 %

1.197

% Var. 23-19

> 1.000 %

Source:

Aena. Provisional non-audited data 2023 (round trip)

* Kilograms

Highlights 2023

FGL Granada-Jaen



 Avg. pax / week

20,0K

Avg. ops / week 

311



Countries *

3



Destinations

10

Destinations

1

New Destinations



Airlines *

5



Routes *

12

Domestic

10

International

2



Pax profile

16% business

· Residence ·

29% GRX apt. province

47% rest of Spain 

23% foreign 



Info

· Runway cap. ·

Ops. dep: 7

Ops. arr: 7

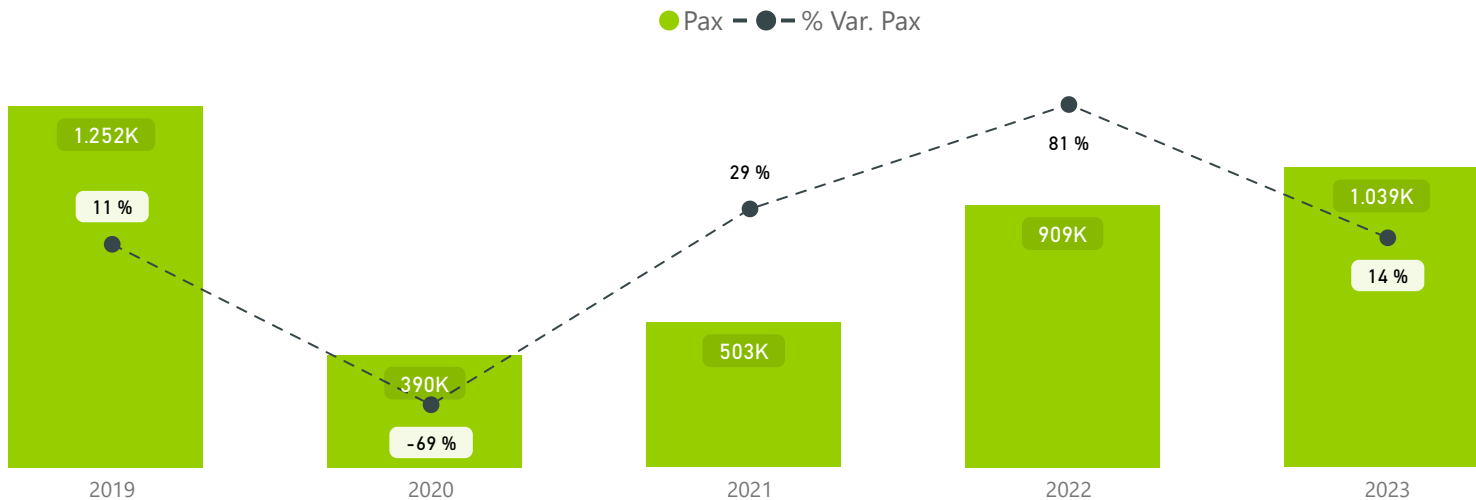
Total ops: 12

Sources:

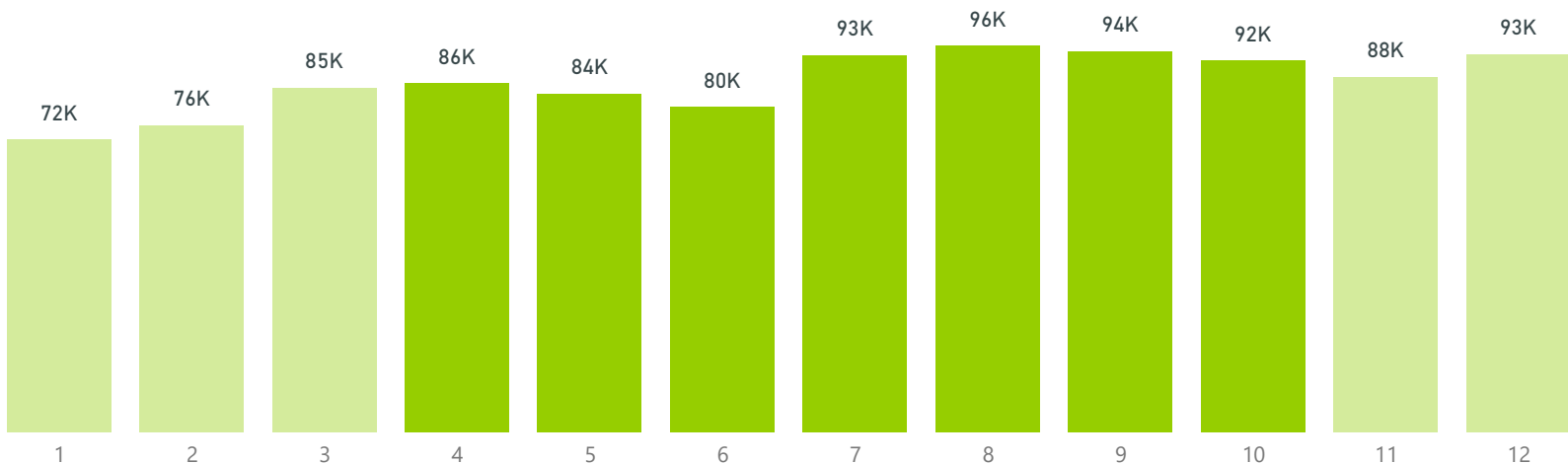
* + 5,000 pax/year. Aena. Provisional non-audited data 2023 (round trip)

Aena surveys.

Annual traffic evolution



Monthly traffic evolution · 2023



60 %
Summer season

Source:
Aena. Provisional non-audited data 2023 (round trip)

Traffic statistics 2023

FGL Granada-Jaen



Traffic distribution

International



Total countries *


2



7%

75K international pax
17,5 % Var. 23-22

Domestic




93%

964K domestic pax
14,1 % Var. 23-22

Main countries *

market share
pax

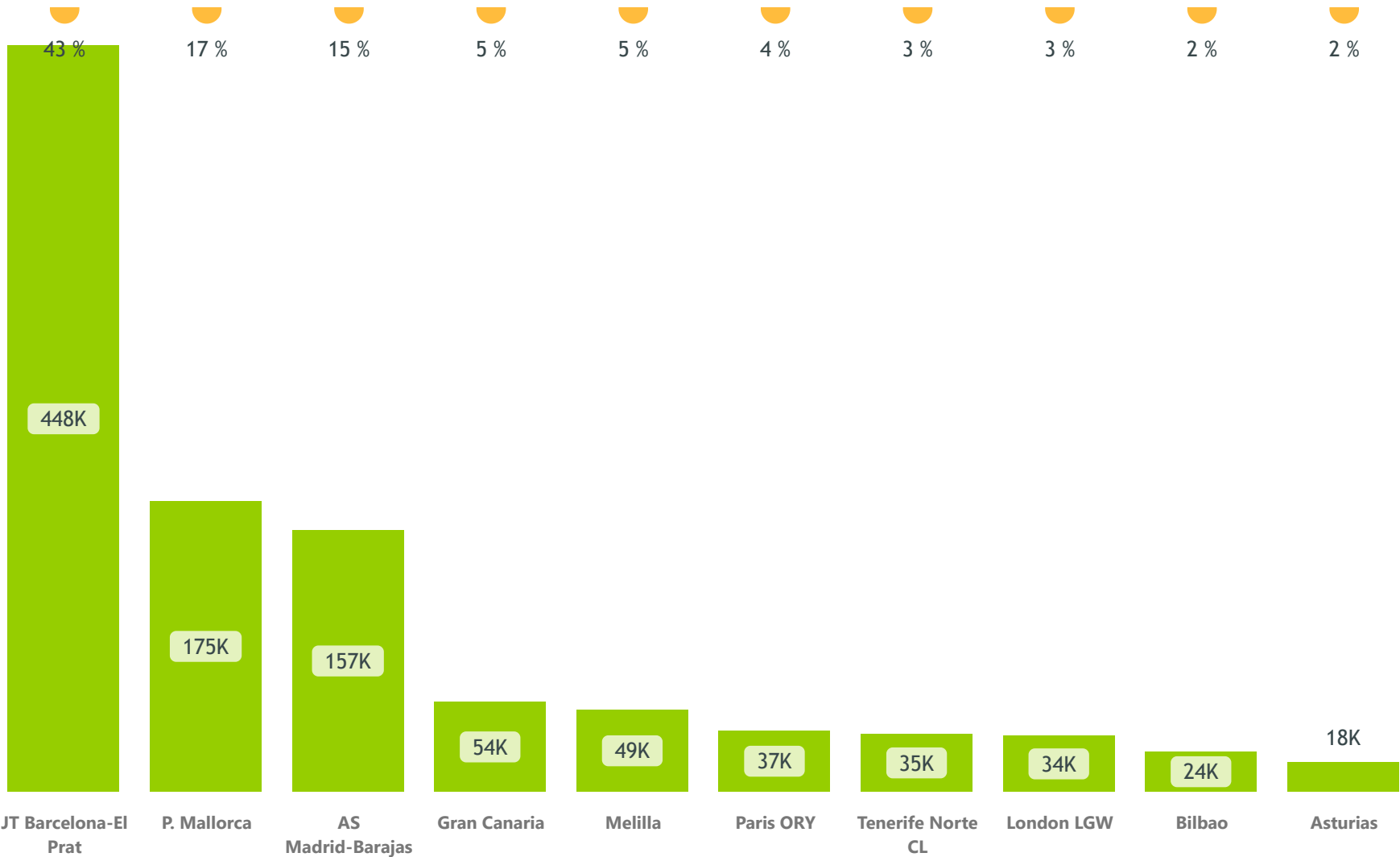


Source:

* + 5,000 pax/year. Aena. Provisional non-audited data 2023 (round trip)

Main destinations *

market share
pax

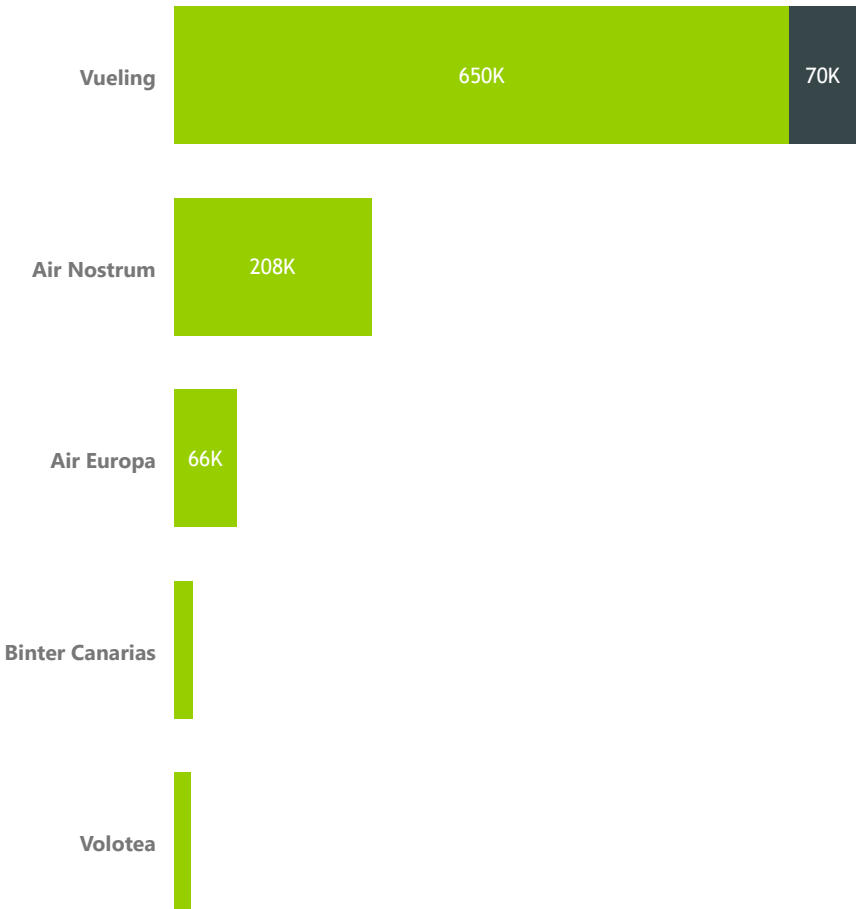


Source:

* + 5,000 pax/year. Aena. Provisional non-audited data 2023 (round trip)

Main airlines *

● Domestic ● International



Airline	Pax	% Var. 23-22	Share	Routes *
Vueling	719.880	8 %	69 %	7
Air Nostrum	208.246	21 %	20 %	2
Air Europa	66.145	8 %	6 %	1
Binter Canarias	19.225	0 %	2 %	1
Volotea	18.468	0 %	2 %	1

Airlines

5



Charter

1 %

7K

Pax

Source:

* + 5,000 pax/year. Aena. Provisional non-audited data 2023 (round trip)

Route map · Domestic · 2023

FGL Granada-Jaen



Pax

964K



Share

92,8 %



Destinations

8



Routes

10

- Destination
- New destination



Source:

Aena. Provisional non-audited data 2023 (round trip)

Destination: airport pair. Route is destination by airline

Destination: +5,000 pax/2023

New destination: +5,000 pax/2023 and -1,000 pax/2022


Route map · Europe · 2023

FGL Granada-Jaen





 Pax
74K

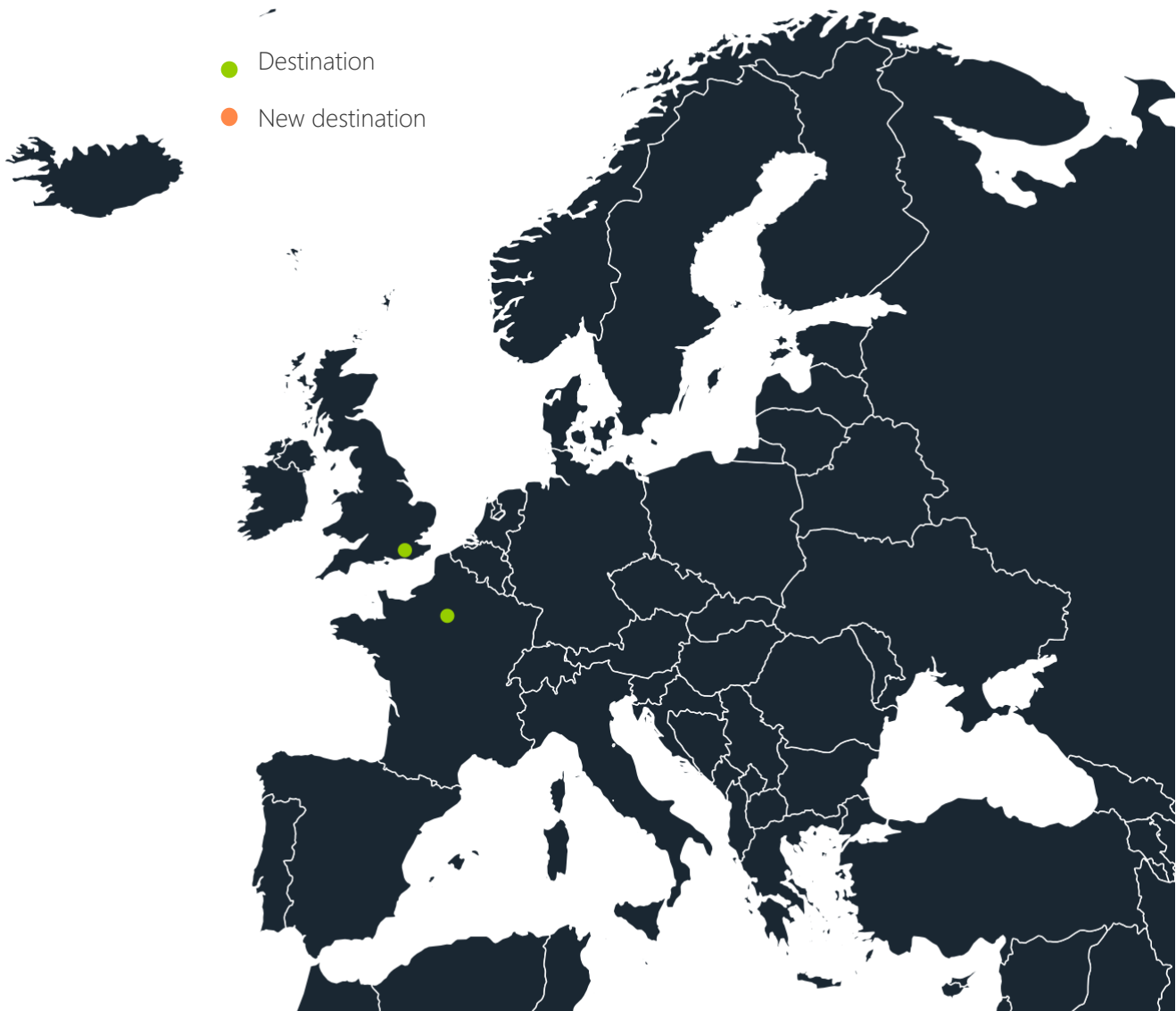
 Share
7,2 %

 Destinations
2

 Routes
2

Top countries	Destinations
France	1
United Kingdom	1

 Destination
 New destination



Source:

Aena. Provisional non-audited data 2023 (round trip)
Destination: airport pair. Route is destination by airline

Destination: +5,000 pax/2023
New destination: +5,000 pax/2023 and -1,000 pax/2022

Passenger profile

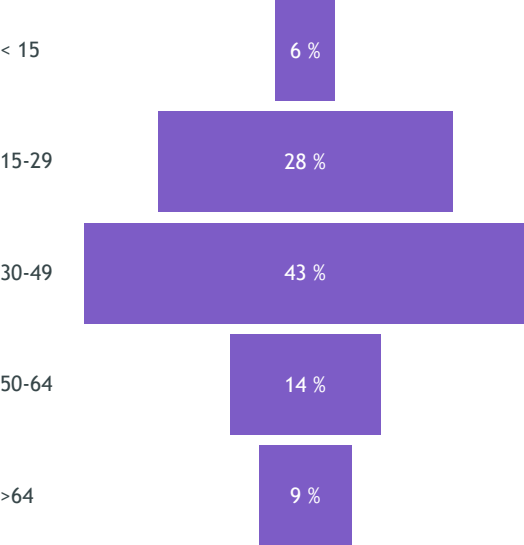
FGL Granada-Jaen



Gender



Age



Reason for travelling



Residence

29% GRX apt. province



47 %
Rest of Spain

23 %
Foreign

Nationality



71 %
Spain

29 %
Foreign

Source:
Aena surveys EMMA (sample=1,695)
Data collected from September 20 to 26, 2023
Expansion: Departing commercial passengers in 2023

Summer 24

Capacity **1,5 M** passenger

Terminal capacity	Pax/H	Arrivals	Departures	
		600	550	
Runway capacity	Arrivals	Departures	Total	
	7	7	12	



⇒ Commercial aviation parking stands: 11

2	A-320	4	B-737-900
3	A-321	1	F-900
1	A-330	2	Helicop.
20	General aviation		

⇒ Airport surface: 188 h

⇒ Terminal surface: 8,000 m²

- 14 Check in desks
- 4 Boarding gates
- 3 Baggage claims

⇒ Altitude (reference point): 567 m

⇒ Reference temperature: 35°C

⇒ Service timetable (UTC):

S: 04:30-21:15 (PS 1 HR 45 MIN PPR)

W: 05:30-22:15 (PS 1 HR 45 MIN PPR)

⇒ Fire category: 7 (can be upgraded to 9 if requested)

⇒ **Code OACI: LEGR**

⇒ **Code IATA: GRX**

Runway:

⇒ 09/27 (2,900 x 45 m)

Source:

AIP Spain (last available)
AECFA (Summer 24)
DORA 2022-2026



Terminal building



1
Runways
CAT I



14
Check-in counters



Security
personnel



4
Boarding
gates



11
Parking places



2 (855 m²)
Restaurants and
cafeterias



S: 04:30-21:15
PS 1h45m PPR

W: 05:30-22:15
PS 1h45m PPR



3
Baggage reclaim
carousel



840
Parking offer



1 (236 m²)
Shops and duty
free



Wifi area



Passengers info



Luggage trolleys



Car hire



Banking services



Families



Lost and Found



Accessibility for PMR



Special needs passengers



Medical care



The airport is also focused on having the best image possible. Granada airport has implemented an **Integrated Quality and Environmental Management System**, certified according to **ISO 9001 and ISO 14001** standards.



FGL Granada-Jaen Airport was **certified by the Spanish Aviation Safety Agency (AESA)**, according to EU 139/2014 regulation.

The airport got **‘The Voice of the customer’** recognition by **ACI World** in 2021.

FGL Granada-Jaen Airport was named **Best Airport by Size and Region** (under 2 million passengers in Europe) at the **ASQ (Airport Service Quality) Awards** given by the **Airports Council International (ACI)** in **2020**.

FGL Granada-Jaen Airport was awarded with **Best Hygiene Measures by Region** (Europe) at the **ASQ (Airport Service Quality) Awards** given by the **Airports Council International (ACI)** in **2020**.

The **Regional Ministry for Equality, Health and Social Policies of the Government of Andalusia** recognizes the work carried out by Federico García Lorca Granada-Jaen Airport in **transporting organs and medical personnel for transplant operations** in 2014.



As part of the environmental initiatives that FGL Granada-Jaen Airport is implementing, it has acquired new electric vehicles.



Yearly **quality surveys** for airlines and passengers are carried out in order to monitor their perception of the airport services.

AENA and the Sustainable Development Goals



Towards Sustainable Development

We guarantee sustainable consumption modalities

We generate a sustainable economic growth

We promote diversity and social inclusion

We strengthen partnerships to achieve sustainable goals

We protect the environment and fight against climate change



Member of
Dow Jones Sustainability Indices
Powered by the S&P Global CSA

FTSE4 Good Index

The analyst FTSE Russell assesses Aena Annually in terms of sustainability, having obtained a 5 out of 5 for its ESG performance in 2023.

Dow Jones Sustainability Index

Aena scored 75 points in the environmental category and 72 points in the social category (out of 100), making it the fourth most sustainable company globally in the transportation and infrastructure sector.



UN Global Compact

Aena has adhered to the Global Compact by supporting its ten principles since 2017.



Climate Leaders

Aena made it onto the "Europe's Climate Leaders 2023" list, compiled by the Financial Times, securing the top spot in Spain's transportation sector.

 [Climate Action Plan](#)



More significant targets and projects

2026

CARBON NEUTRALITY
with offsetting

CARBON NEUTRAL AIRPORTS  **2026**

2026

Carbon neutral accreditation
Level 4+ in 2026 and Level 5+ in 2030 at the main airports



2030

NET ZERO carbon

NET ZERO CARBON 



Renewable energy

- Photovoltaic plan
- 100% purchase electricity through renewable energy guarantees of origin



Sustainable mobility

- Charging points for electric vehicles
- Eco-cars fleet plan



Climate Action Plan

- It includes appropriate management, monitoring and communication mechanisms



Incentives and discounts



Business opportunities

A very diverse programme of rate incentives for airlines



 [Incentives and discounts](#)



Marketing Support



Marketing

Marketing campaigns to promote new routes



 [Marketing Support](#)



Thank you



Company committed to the United Nations
Sustainable Development Goals (SDGs)



AGENDA
2030