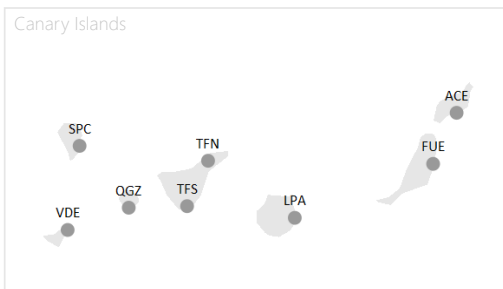


JT Barcelona-El Prat Airport 2023

JT Barcelona-El Prat



Aena Spanish Airports
(excluding MCV, QSA, SBO exclusive for GA)

Highlights 2019 · 2023

JT Barcelona-El Prat



2019

2022

2023



Pax

52,7M

% Var. previous year

5,0 %

41,6M

% Var. 23-22

19,9 %

49,9M

% Var. 23-19

-5,3 %



Ops

345K

% Var. previous year

2,7 %

283K

% Var. 23-22

12,5 %

319K

% Var. 23-19

-7,4 %



Cargo*

176,8M

% Var. previous year

2,2 %

155,6M

% Var. 23-22

0,6 %

156,5M

% Var. 23-19

-11,5 %

Source:

Aena. Provisional non-audited data 2023 (round trip)


* Kilograms

Highlights 2023

JT Barcelona-El Prat




Barcelona airport is ranked
6th among the EU+UK
airports according to **ACI**
Europe Statistics in 2023

 Avg. pax / week
959,8K

Avg. ops / week 
6.134


Countries *

61
 Destinations
199
Destinations
11
New Destinations


Airlines *

83


Routes *

339
Domestic
48
International
291


Pax profile

17% business

· Residence ·

40% BCN apt. province

19% rest of Spain 

41% foreign 



Info

H24 airport

· Runway cap. ·

Ops. dep: 38

Ops. arr: 40

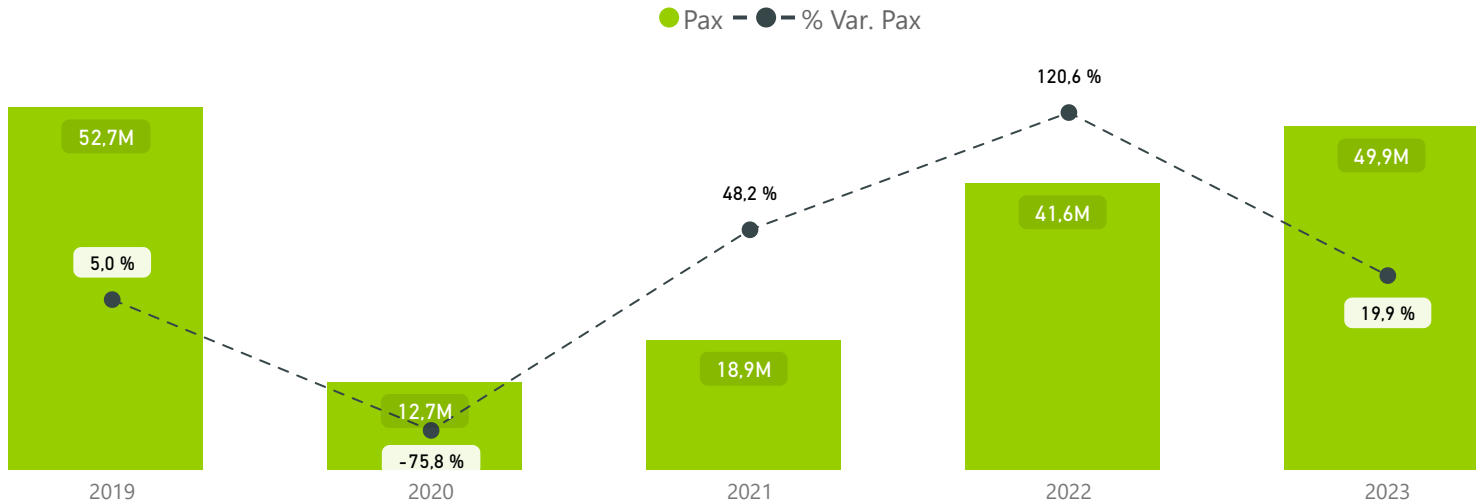
Total ops: 78

Sources:

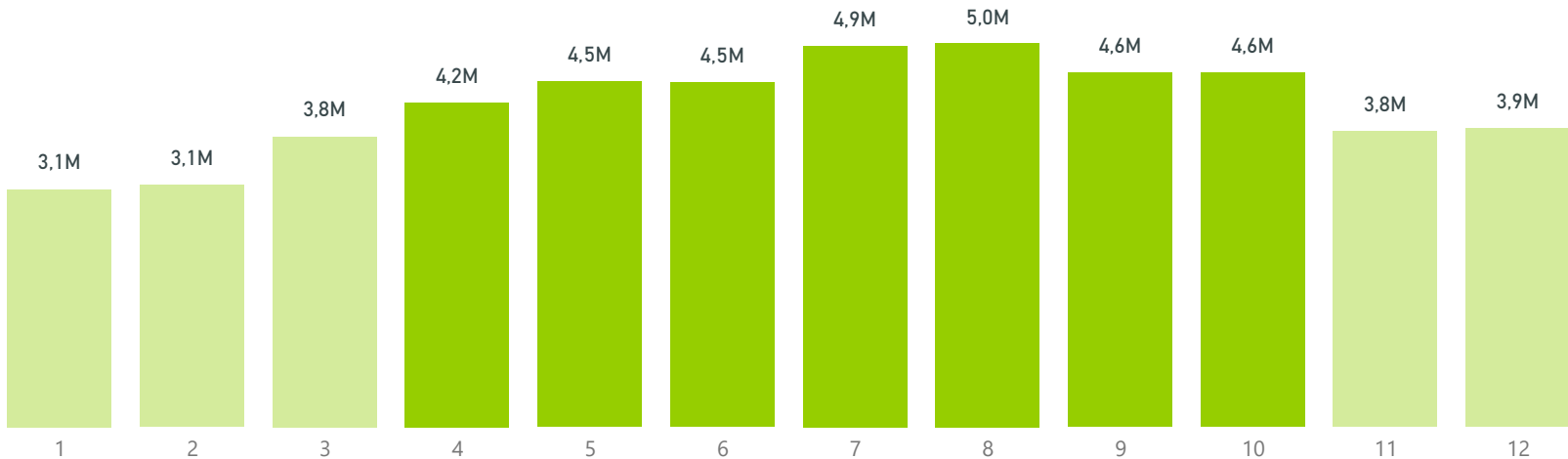
* + 5,000 pax/year. Aena. Provisional non-audited data 2023 (round trip)

Aena surveys

Annual traffic evolution



Monthly traffic evolution · 2023



Source:

Aena. Provisional non-audited data 2023 (round trip)

65 %

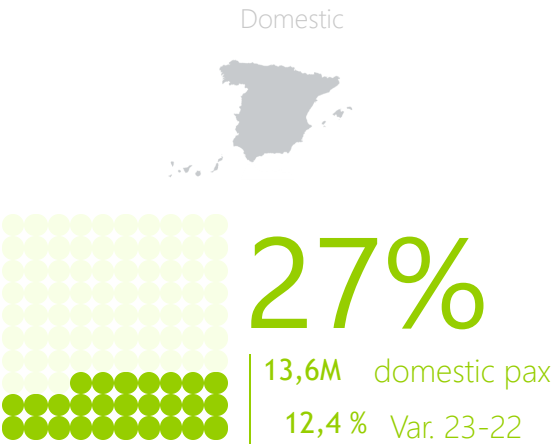
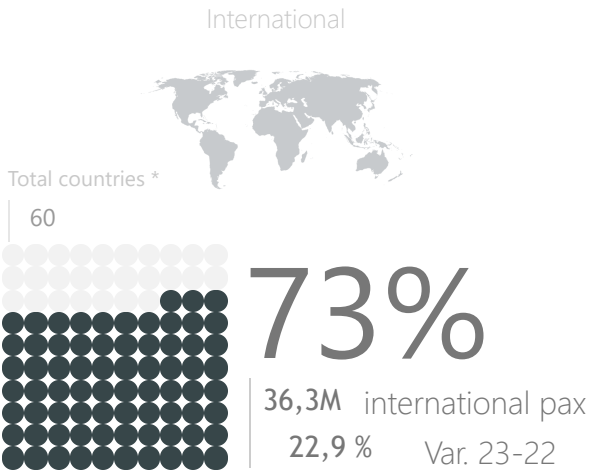
Summer season

Traffic statistics 2023

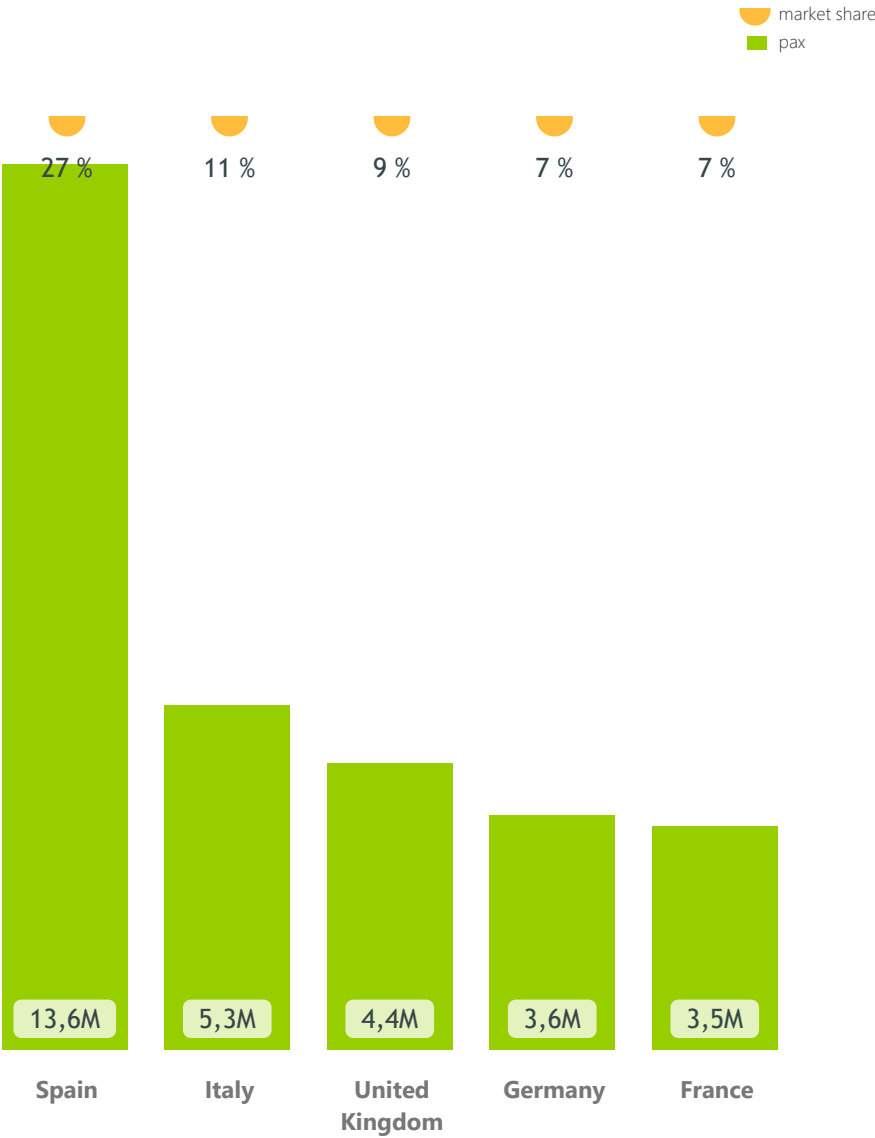
JT Barcelona-El Prat



Traffic distribution



Main countries *

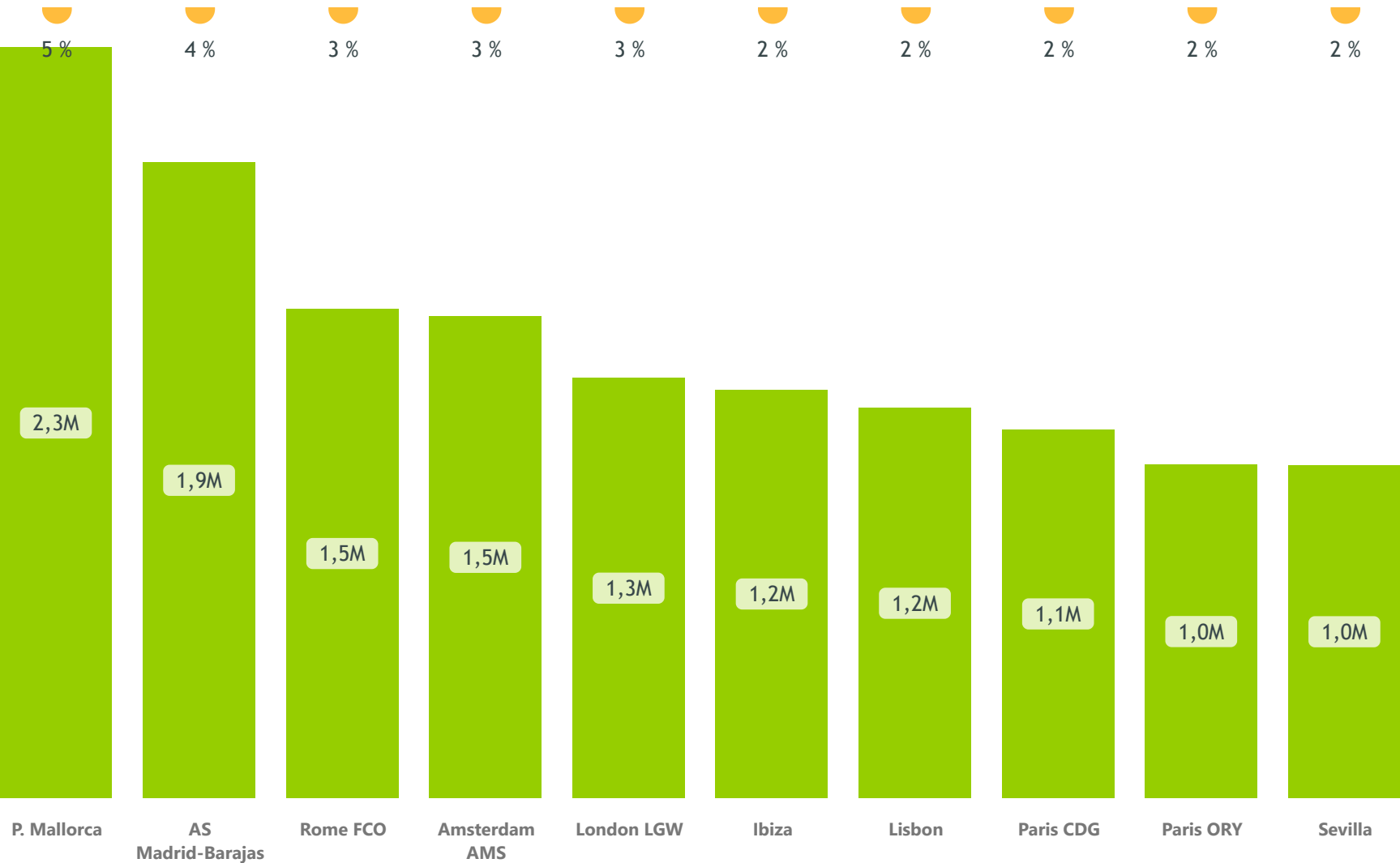


Source:

* + 5,000 pax/year. Aena. Provisional non-audited data 2023 (round trip)

Main destinations *

market share
pax



Source:

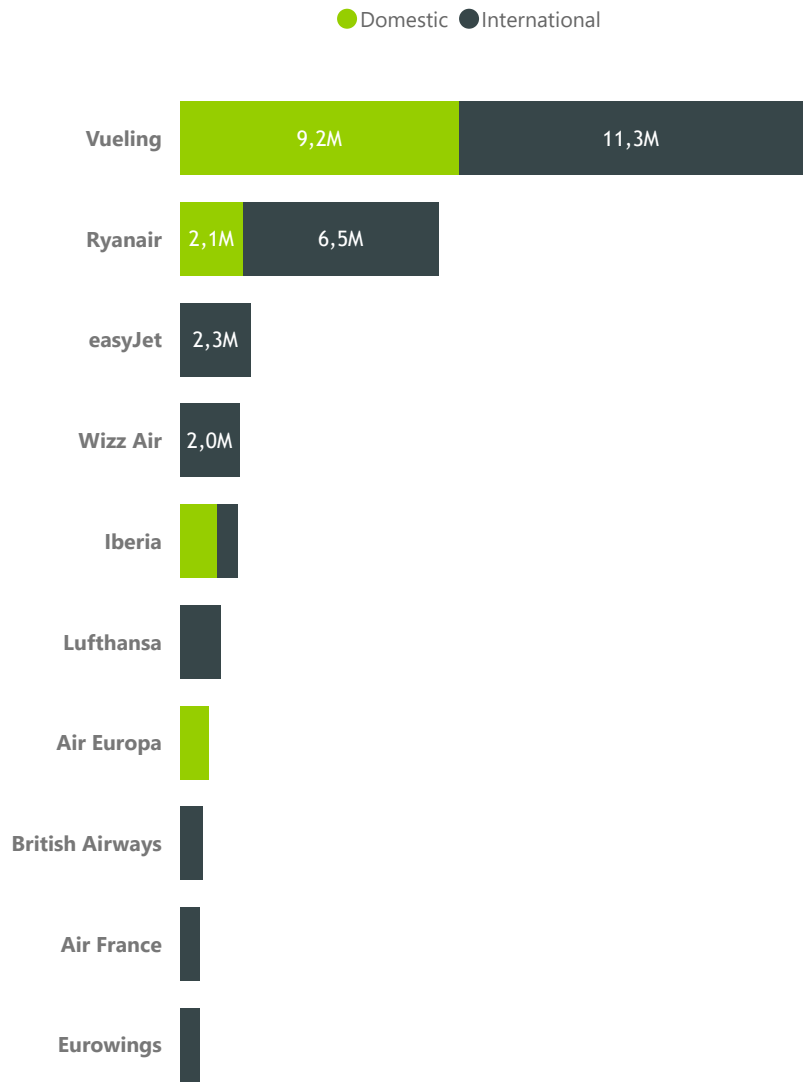
* + 5,000 pax/year. Aena. Provisional non-audited data 2023 (round trip)

Traffic statistics 2023

JT Barcelona-El Prat



Main airlines *



| Airline | Pax | % Var. 23-22 | Share | Routes * |
|-----------------|------------|--------------|-------|----------|
| Vueling | 20.538.700 | 18 % | 41 % | 97 |
| Ryanair | 8.531.055 | 14 % | 17 % | 75 |
| easyJet | 2.334.344 | 10 % | 5 % | 17 |
| Wizz Air | 1.951.670 | 63 % | 4 % | 21 |
| Iberia | 1.905.882 | 22 % | 4 % | 7 |
| Lufthansa | 1.343.295 | 8 % | 3 % | 2 |
| Air Europa | 953.974 | 8 % | 2 % | 2 |
| British Airways | 752.629 | 35 % | 2 % | 1 |
| Air France | 645.600 | 13 % | 1 % | 1 |
| Eurowings | 627.391 | 5 % | 1 % | 5 |

Airlines

83



Charter

0 %

163K

Pax

Source:

* + 5,000 pax/year. Aena. Provisional non-audited data 2023 (round trip)

Route map · Domestic · 2023

JT Barcelona-El Prat



Pax

13,6M



Share

27,3 %



Destinations

28



Routes

48

- Destination
- New destination

Canary Islands

Source:

Aena. Provisional non-audited data 2023 (round trip)

Destination: airport pair. Route is destination by airline

Destination: +5,000 pax/2023

New destination: +5,000 pax/2023 and -1,000 pax/2022

Route map · Europe · 2023

JT Barcelona-El Prat



Pax

30,3M



Share

60,8 %



Destinations

121



Routes

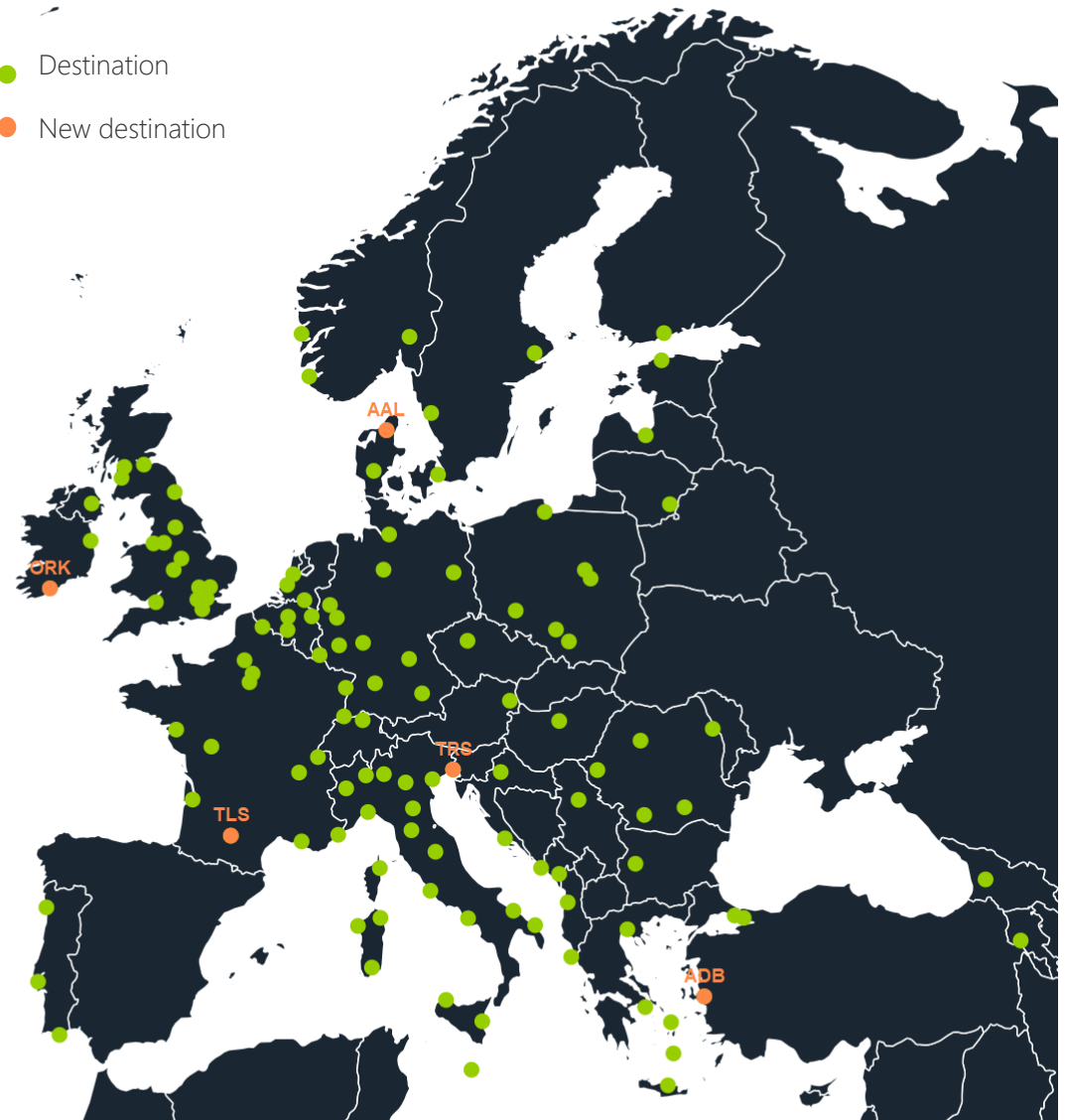
214

Top countries

Destinations

| | |
|----------------|----|
| Italy | 19 |
| United Kingdom | 16 |
| France | 13 |
| Germany | 10 |
| Portugal | 4 |

- Destination
- New destination



Source:

Aena. Provisional non-audited data 2023 (round trip)

Destination: airport pair. Route is destination by airline

Destination: +5,000 pax/2023

New destination: +5,000 pax/2023 and -1,000 pax/2022

Route map · Africa · 2023

JT Barcelona-El Prat



Pax

1,4M



Share

2,7 %



Destinations

17



Routes

31

- Destination
- New destination



Top countries

Destinations

| | |
|---------|---|
| Morocco | 9 |
| Algeria | 2 |
| Egypt | 2 |
| Senegal | 1 |
| Tunisia | 1 |

Source:

Aena. Provisional non-audited data 2023 (round trip)

Destination: airport pair. Route is destination by airline

Destination: +5,000 pax/2023

New destination: +5,000 pax/2023 and -1,000 pax/2022

Route map · M.E & Asia · 2023

JT Barcelona-El Prat



Pax

1,9M



Destination



New destination



Share

3,7 %



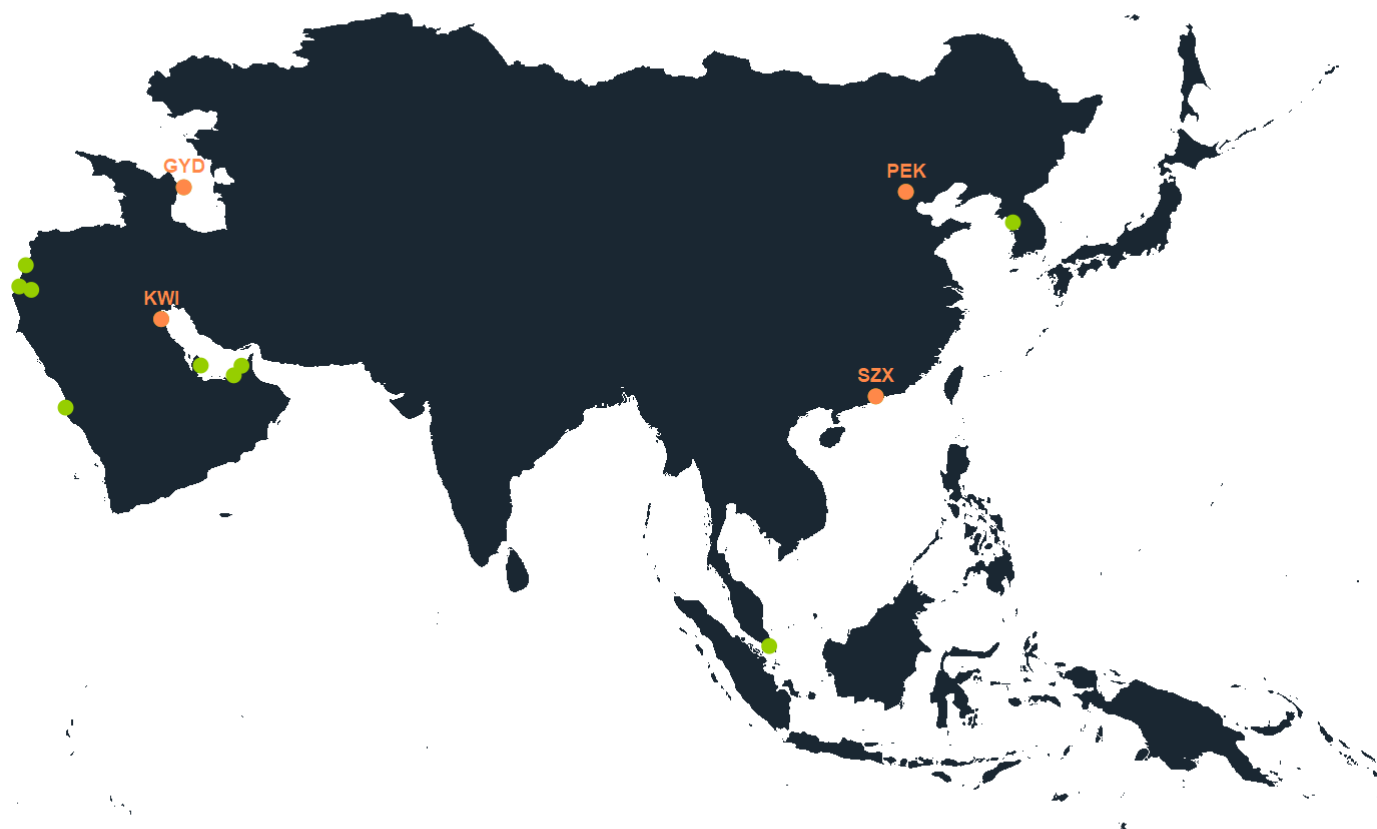
Destinations

13



Routes

21



Top countries

Destinations

| | |
|----------------------|---|
| United Arab Emirates | 2 |
| Israel | 1 |
| Qatar | 1 |
| Singapore | 1 |
| South Korea | 1 |

Source:

Aena. Provisional non-audited data 2023 (round trip)

Destination: airport pair. Route is destination by airline

Destination: +5,000 pax/2023

New destination: +5,000 pax/2023 and -1,000 pax/2022

Route map · America · 2023

JT Barcelona-El Prat



Pax

2,7M



Share

5,5 %



Destinations

20



Routes

25

Top countries

Destinations

| | |
|-----------|----|
| U.S.A. | 10 |
| Canada | 3 |
| Mexico | 2 |
| Argentina | 1 |
| Colombia | 1 |



Destination



New destination

North America

1,935 K pax

3.9% share

13 destinations

18 routes

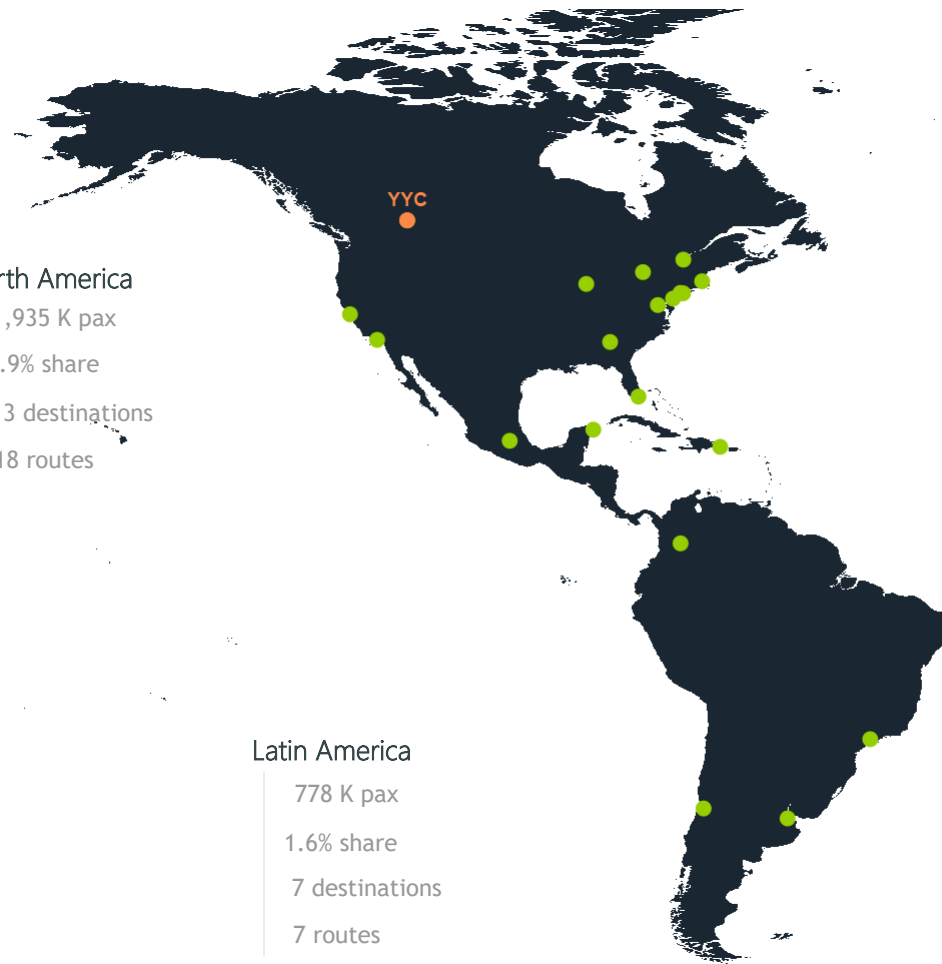
Latin America

778 K pax

1.6% share

7 destinations

7 routes



Source:

Aena. Provisional non-audited data 2023 (round trip)

Destination: airport pair. Route is destination by airline

Destination: +5,000 pax/2023

New destination: +5,000 pax/2023 and -1,000 pax/2022

Passenger profile

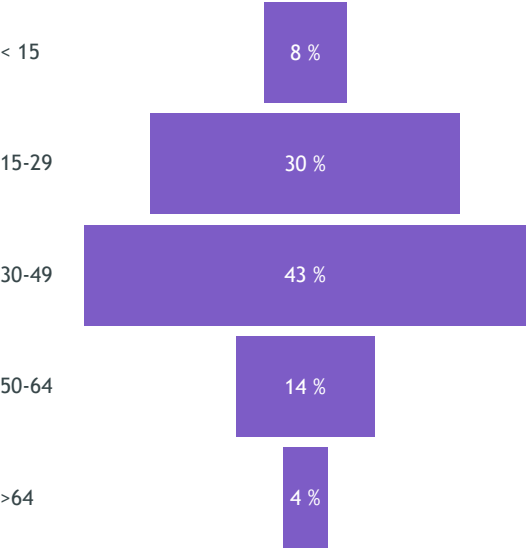
JT Barcelona-El Prat



Gender



Age



Reason for travelling



Residence

40% BCN apt. province



19 %
Rest of Spain

41 %
Foreign

Nationality



50 %
Spain

50 %
Foreign

Source:
Aena surveys (sample=12,865)
Data collected from June 14 to 22 and November 15 to 21, 2023
Expansion: Departing commercial passengers in 2023

Capacity **55 M** passenger

Summer 24

| Runway capacity | | | |
|-----------------|---------------|----------|------------|
| | | Arrivals | Departures |
| | 00:00 - 03:59 | 24 | 24 |
| | 04:00 - 04:59 | 18 | 30 |
| | 05:00 - 20:59 | 38 | 40 |
| | 21:00 - 22:59 | 26 | 22 |
| | 23:00 - 23:59 | 24 | 24 |



⇒ Commercial aviation parking stands: 179

⇒ Air bridges: 73

| | | | |
|----|------------------|----|-----------|
| 3 | A-300-600 | 28 | B-767 |
| 3 | A-380-800 | 2 | B-787 |
| 13 | A-320 | 2 | CRJ-1000 |
| 87 | A-321/B-737 | 2 | F-50 |
| 20 | A-340-600/B-747 | 2 | A-330-300 |
| 40 | General aviation | 17 | B-757 |

⇒ **Code OACI: LEBL**

⇒ **Code IATA: BCN**

⇒ Altitude (reference point): 4 m

⇒ Reference temperature: 29°C

⇒ Service timetable (UTC): H-24

⇒ Fire category: 10

Runways:

⇒ 02/20 (2,528 x 45 m)

⇒ 06L/24R (3,352 x 60 m)

⇒ 06R/24L (2,660 x 60 m)

Source:

AIP Spain (last available)
AECFA (Summer 24)
DORA 2022-2026

Infrastructures & facilities

JT Barcelona-El Prat



Terminal buildings:
T1, T2 and
Corporate Aviation
Terminal



3
Runways
2 CAT II/III



353
Check-in counters
70
Self-service kiosks



4 (4,293 m²)
VIP lounges



Security
personnel



160
Boarding
gates



233
Parking places
83
Boarding airbridges



50 (15,963 m²)
Restaurants and
cafeterias



H-24



37
Baggage reclaim
carousel



35,440
Parking offer



89 (19,369 m²)
Shops and duty
free



Wifi area



Passengers info



Transport between terminals



Luggage trolleys



Car hire



Tax refunds



Banking services



Lost and Found



Luggage services



Accessibility for PMR



Special needs passengers



Medical care



Families



Fast lane

Quality, environment & awards

JT Barcelona-El Prat



The airport is focused on having the best image possible. JT Barcelona-El Prat airport has implemented an **Integrated Quality and Environmental Management System**, certified according to **ISO 9001 and ISO 14001** standards as well as the requisites for being certified according to **ISO 20906 Unattended monitoring aircraft sound in the vicinity of airports**.



Many private companies have rewarded the airport's work:

- **Special mention** in the "**over 40 million passenger**" category and **Most Enjoyable Airport** at the ASQ (Airport Service Quality) Awards given by the Airports Council International (ACI) in 2023.
- In 2022, **Best innovation in airport passenger related processes** by the **ACI-Amadeus Technology Innovation Award**.
- In 2021, **'The Voice of the customer'** recognition by **ACI World** and **ASQ Award for Best Hygiene Measures by Region (Europe)**.
- In 2017, the **Airport with the most new long-haul routes of the year** by anna.aero.
- **Best Airport in Southern Europe** by Skytrax in **2011, 2012, 2014 and 2016** and was the second in the same category in 2015 and 2017. Furthermore the airport was among the **ten best airports in Southern Europe** according to the 2013 annual survey by Skytrax.
- **Best Airport over 25 Million Passengers category by ACI Europe** in **2010 and 2014**.
- NGO **Aldeas Infantiles** acknowledges the work of Barcelona-El Prat airport for collaborating with the organization's programs for children and young people.
- The Pau Casals VIP lounge at JT Barcelona-El Prat Airport received the **2013 Global Lounge of the Year Award** by the members of Priority Pass.
- JT Barcelona-El Prat Airport was **certified by the Spanish Aviation Safety Agency (AESA)**, according to EU 139/2014 regulation.
- The digital publication **Airline Network News & Analysis** awarded the airport with the **Euro Annies Award 2012** as the airport with the highest passenger growth in Europe in the category of more than 10 million passengers.
- In 2011 the JT Barcelona-El Prat received the **Routes Europe Award** as the **Best Airport Marketing** in the Mediterranean and Southern Europe category.

JT Barcelona-El Prat Airport has **Level 3 certification (optimisation)** under **ACI Europe's Airport Carbon Accreditation Programme** for its reduced carbon footprint with the scope to achieve a level 3+ (neutrality) in nearly 10 years.



As part of a wide pool of environmental initiatives that JT Barcelona-El Prat Airport is implementing, it has installed charging points for electric vehicles and photovoltaic modules and changing the fleet of its vehicles by electric ones, or a Movility Plan with the local council in order to promote the intermodality.

Yearly **quality surveys** for airlines and passengers are carried out in order to monitor their perception of the airport services.



Our commitment with sustainability

JT Barcelona-El Prat



AENA and the Sustainable Development Goals



Towards Sustainable Development

We guarantee sustainable consumption modalities

We generate a sustainable economic growth

We promote diversity and social inclusion

We strengthen partnerships to achieve sustainable goals

We protect the environment and fight against climate change



Member of
Dow Jones Sustainability Indices
Powered by the S&P Global CSA

FTSE4 Good Index

The analyst FTSE Russell assesses Aena Annually in terms of sustainability, having obtained a 5 out of 5 for its ESG performance in 2023.

Dow Jones Sustainability Index

Aena scored 75 points in the environmental category and 72 points in the social category (out of 100), making it the fourth most sustainable company globally in the transportation and infrastructure sector.



UN Global Compact

Aena has adhered to the Global Compact by supporting its ten principles since 2017.



Climate Leaders

Aena made it onto the "Europe's Climate Leaders 2023" list, compiled by the Financial Times, securing the top spot in Spain's transportation sector.

[Climate Action Plan](#)



More significant targets and projects

2026

CARBON NEUTRALITY
with offsetting

CARBON NEUTRAL AIRPORTS **2026**

2026

Carbon neutral accreditation
Level 4+ in 2026 and Level 5+ in 2030 at the main airports



2030

NET ZERO carbon

NET ZERO CARBON



Renewable energy

- Photovoltaic plan
- 100% purchase electricity through renewable energy guarantees of origin



Sustainable mobility

- Charging points for electric vehicles
- Eco-cars fleet plan



Climate Action Plan

- It includes appropriate management, monitoring and communication mechanisms

Aena was in 2021 the first company in Spain and one of the first around the world to inform shareholders yearly of its strategy against climate change from its Climate Action Plan.



Incentives and discounts



Business opportunities

A very diverse programme of rate incentives for airlines



 Incentives and discounts



Marketing Support



Marketing

Marketing campaigns to promote new routes



 Marketing Support



Thank you



Company committed to the United Nations
Sustainable Development Goals (SDGs)



**airports
for you** 

**AGENDA
2030**