

# Asturias Airport

## 2023



Canary Islands



# Highlights 2019 · 2023

Asturias



2019

2022

2023



Pax

1,4M

% Var. previous year

1,2 %

1,5M

% Var. 23-22

35,7 %

2,0M

% Var. 23-19

39,3 %



Ops

13K

% Var. previous year

7,7 %

12K

% Var. 23-22

25,4 %

15K

% Var. 23-19

14,0 %



Cargo\*

29K

% Var. previous year

-13,6 %

9K

% Var. 23-22

22,2 %

11K

% Var. 23-19

-59,7 %

Source:

Aena. Provisional non-audited data 2023 (round trip)

\* Kilograms

# Highlights 2023

Asturias



 Avg. pax / week

38K

Avg. ops / week 

294



Countries \*

9



Destinations

29

Destinations

6

New Destinations



Airlines \*

8



Routes \*

39

Domestic

26

International

13



Pax profile

20% business

· Residence ·

49% OVD apt. province

37% rest of Spain



14% foreign



Info

· Runway cap. ·

Ops. dep: 8

Ops. arr: 8

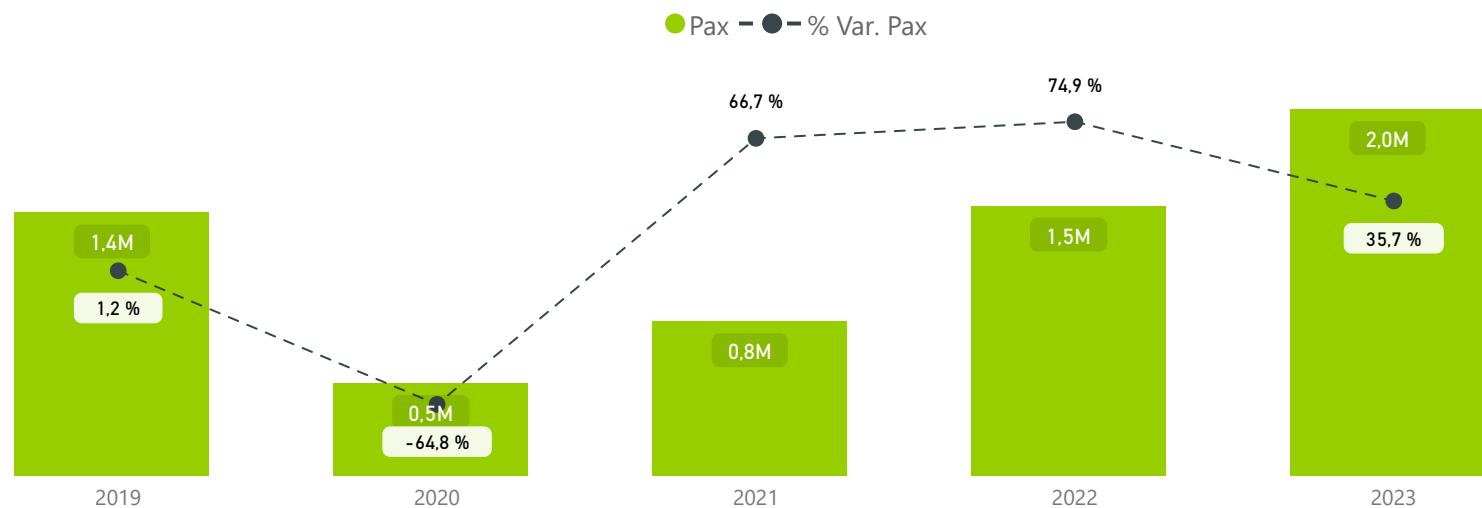
Total ops: 12

## Sources:

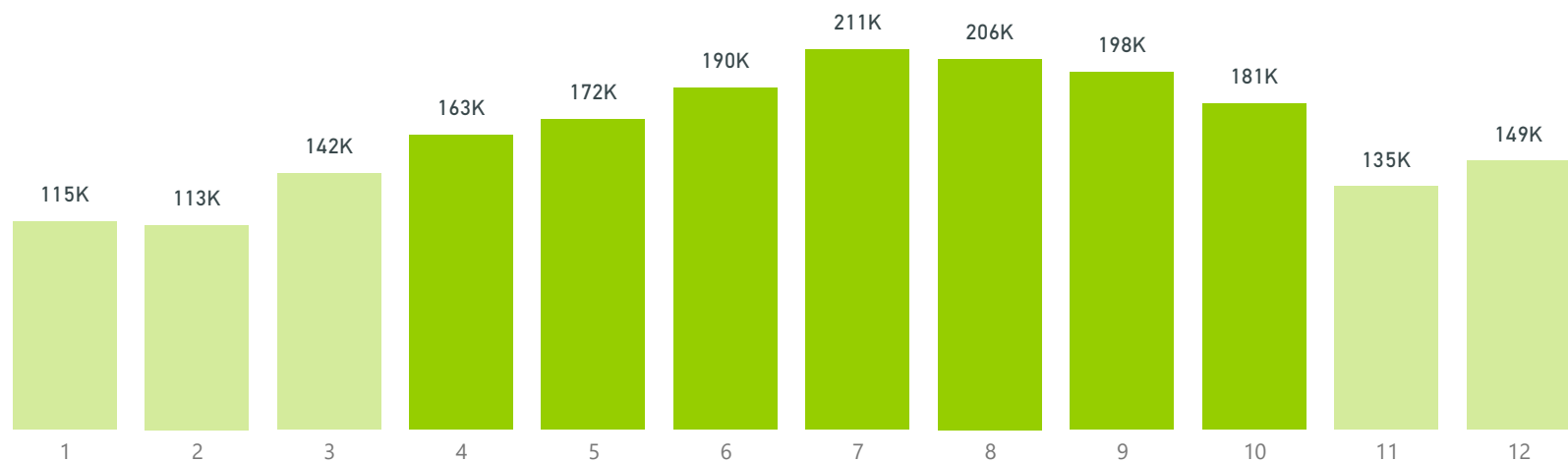
\* + 5,000 pax/year. Aena. Provisional non-audited data 2023 (round trip)

Aena surveys, INE 2023 and Google maps

## Annual traffic evolution



## Monthly traffic evolution · 2023



Source:  
Aena. Provisional non-audited data 2023 (round trip)

67 %  
Summer season

# Traffic statistics 2023

Asturias



## Traffic distribution

International



Total countries \*


8



21%

415K international pax  
281,7 % Var. 23-22

Domestic

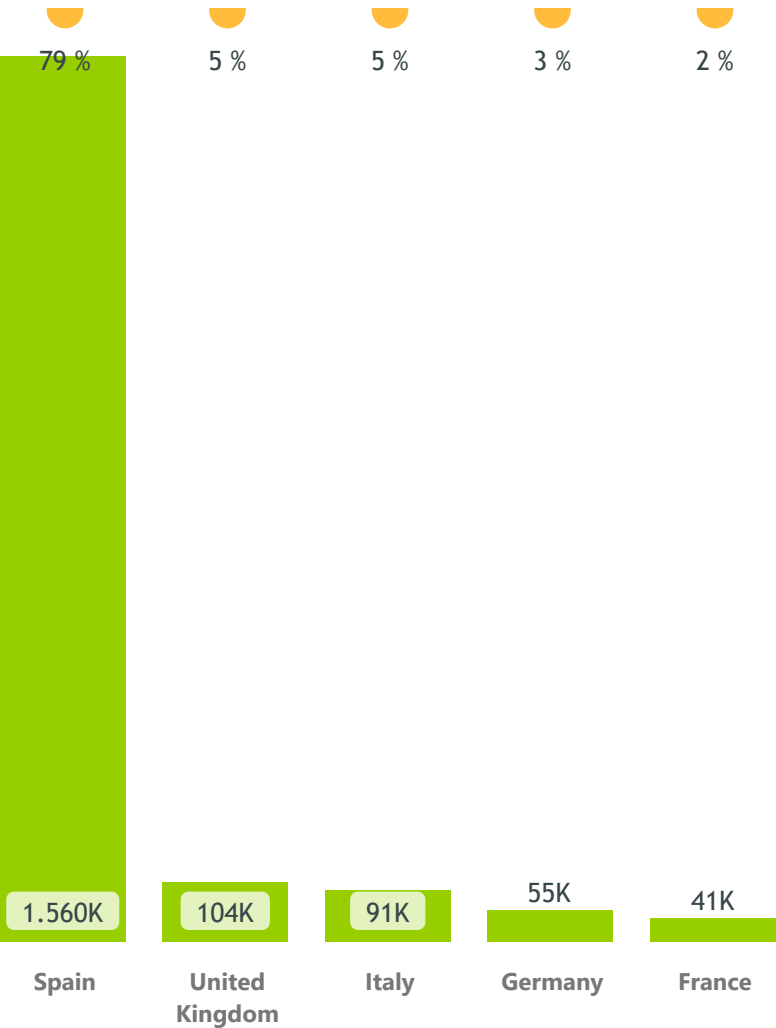


79%

1,6M domestic pax  
15,9 % Var. 23-22

## Main countries \*

market share  
pax

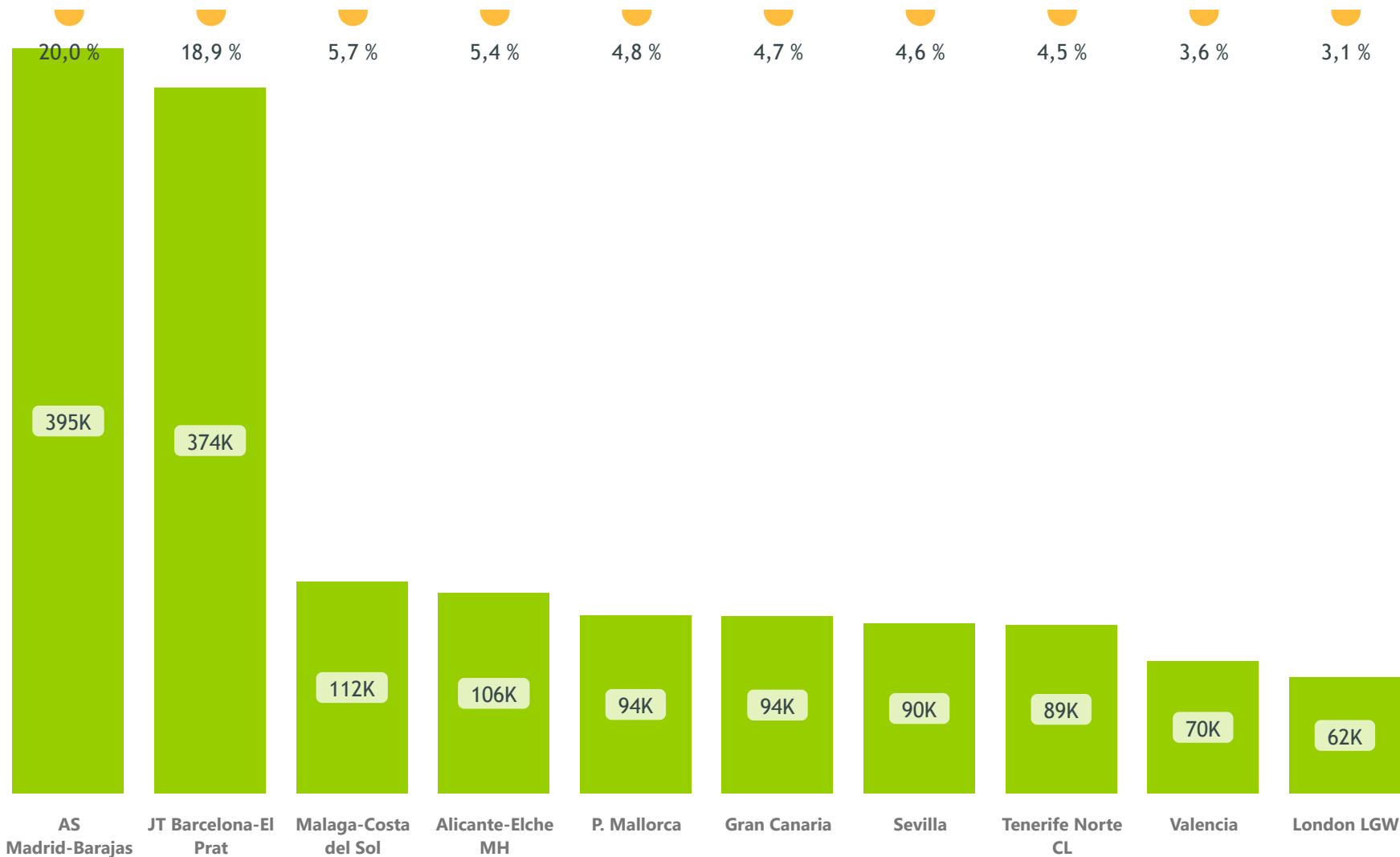


Source:

\* + 5,000 pax/year. Aena. Provisional non-audited data 2023 (round trip)

## Main destinations \*

market share  
pax



Source:

\* + 5,000 pax/year. Aena. Provisional non-audited data 2023 (round trip)

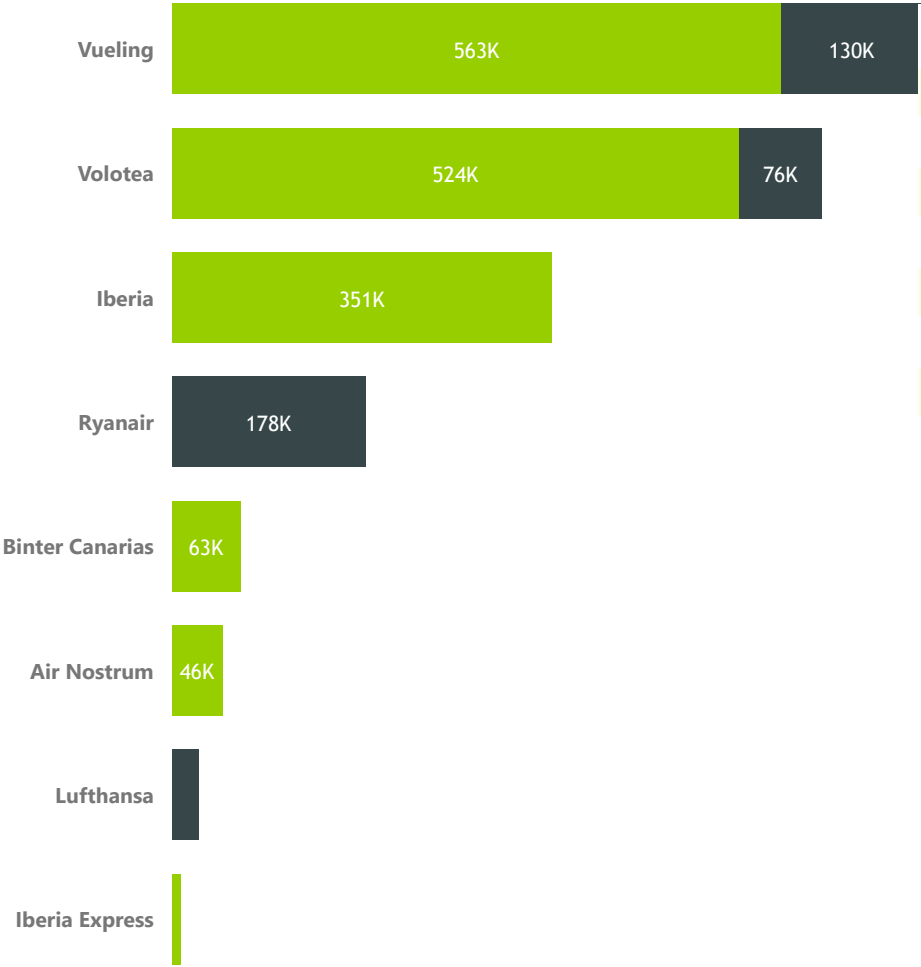
# Traffic statistics 2023

Asturias



## Main airlines \*

● Domestic ● International



| Airline         | Pax     | % Var. 23-22 | Share | Routes * |
|-----------------|---------|--------------|-------|----------|
| Vueling         | 692.422 | 13 %         | 35 %  | 10       |
| Volotea         | 599.991 | 48 %         | 30 %  | 17       |
| Iberia          | 350.822 | 15 %         | 18 %  | 1        |
| Ryanair         | 178.452 | 531 %        | 9 %   | 5        |
| Binter Canarias | 62.985  | 9 %          | 3 %   | 2        |
| Air Nostrum     | 46.220  | 107 %        | 2 %   | 1        |
| Lufthansa       | 24.215  | 0 %          | 1 %   | 2        |
| Iberia Express  | 8.063   | 0 %          | 0 %   | 1        |

Airlines

8



Charter

1 %

11K

Pax

Source:

\* + 5,000 pax/year. Aena. Provisional non-audited data 2023 (round trip)



# Route map · Domestic · 2023

Asturias



Pax

1,6M

- Destination
- New destination



Share

79,0 %



Destinations

16



Routes

26



## Source:

Aena. Provisional non-audited data 2023 (round trip)

Destination: airport pair. Route is destination by airline

Destination: +5,000 pax/2023

New destination: +5,000 pax/2023 and -1,000 pax/2022

# Route map · Europe · 2023

Asturias



Pax

413K



Share

20,9 %



Destinations

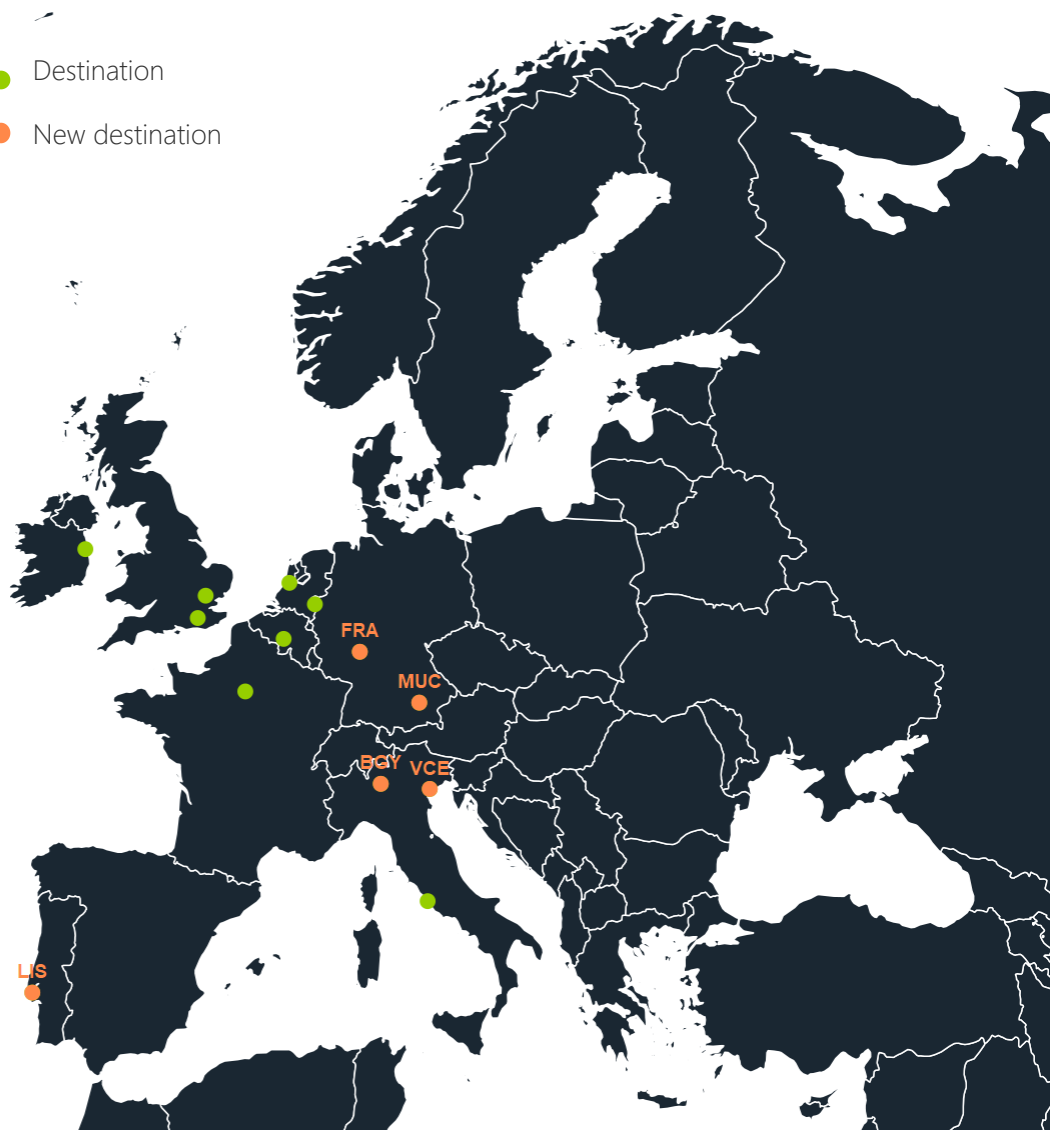
13



Routes

13

- Destination
- New destination



## Top countries

## Destinations

|                |   |
|----------------|---|
| Germany        | 3 |
| Italy          | 3 |
| United Kingdom | 2 |
| Belgium        | 1 |
| France         | 1 |

Source:

Aena. Provisional non-audited data 2023 (round trip)

Destination: airport pair. Route is destination by airline

Destination: +5,000 pax/2023

New destination: +5,000 pax/2023 and -1,000 pax/2022

# Passenger profile

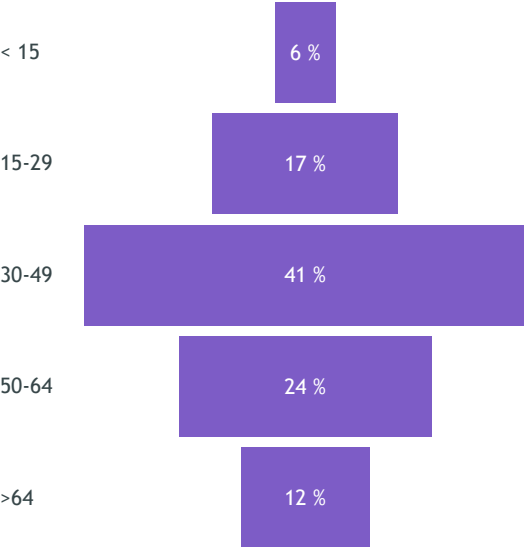
Asturias



## Gender



## Age



## Reason for travelling



## Residence

49% OVD apt. province



37 %  
Rest of Spain

14 %  
Foreign

## Nationality



84 %  
Spain

16 %  
Foreign

Source:  
Aena surveys EMMA (sample=1.554)  
Data collected from October 4 to 10, 2023  
Expansion: Departing commercial passengers in 2023

### Summer 24

| Terminal capacity | Pax/H    | Arrivals             | Departures         |
|-------------------|----------|----------------------|--------------------|
|                   |          | 1,180<br>320 Non Sch | 860<br>460 Non Sch |
| Runway capacity   |          |                      |                    |
|                   | Arrivals | Departures           | Total              |
|                   | 8        | 8                    | 12                 |

#### ⇒ Commercial aviation parking stands: 9

##### ⇒ Air bridges: 3

- 1 A-330-300      7 A-321
- 1 A-319/B-717

Capacity **2,3 M** passenger



#### ⇒ Code OACI: LEAS

#### ⇒ Code IATA: OVD

⇒ Altitude (reference point): 127 m

⇒ Reference temperature: 22°C

⇒ Service timetable (UTC):

S: -Last Sunday of March-19th May: 04:40-21:45 (PS 2h. PPR BFR AD CLSD)

-20th May-10th October: 04:40-23:30 (PS 1h. PPR BFR AD CLSD)

-11th October-Saturday before the last Sunday of October: 04:40-21:45 (PS 2h. PPR BFR AD CLSD)

W: 05:40-22:45 (PS 2h. PPR BFR AD CLSD)

⇒ Fire category: 7 (can be upgraded to 8 if requested)

**Runway: 11/29 (2,205 x 45 m)**

Source:

AIP Spain (last available)  
AECFA (Summer 24)  
DORA 2022-2026



Terminal building



1  
Runway  
CAT III



14  
Check-in counters



Security  
personnel



9  
Boarding  
gates



9  
Parking stands  
3  
Boarding airbridges



4 (731 m<sup>2</sup>)  
Restaurants and  
cafeterias



Local Time

S: -Last Sunday of March-19th  
May: 04:40-21:45 (PS 2h. PPR)

-20th May-10th Oct:  
04:40-23:30 (PS 1h. PPR)

-11th Oct-Saturday before the  
last Sunday of October:  
04:40-21:45 (PS 2h. PPR)

W: 05:40-22:45 (PS 2h. PPR)



4  
Baggage reclaim  
carousel



770  
Parking offer



3 (255 m<sup>2</sup>)  
Shops and duty  
free



Wifi area



Passengers info



Luggage trolleys



Car hire



Banking services



Lost and Found



Luggage services



Accessibility for PMR



Special needs passengers



The airport is focused on having the best image possible. Asturias has implemented an **Integrated Quality and Environmental Management System**, certified according to **ISO 9001 and ISO 14001** standards.



The airport was named **Best Airport by Size and Region (under 2 million passengers in Europe)**, at the ASQ (Airport Service Quality) awards given by the Airports Council International (ACI) in 2022 and 2023.

The airport got **‘The Voice of the customer’** recognition by **ACI World** in 2021.

Asturias airport receives one of the **‘Desks of Honor’** prizes within the project Communication and School Forum, organized by the Secondary Education Institute of Vegadeo in 2018.

Asturias airport is awarded by the **Avilés Club de Empresas for its 50 years** “of service to the region and its relevance as an essential agent in the development of meetings and conferences tourism, and the organization of events in the region”.

Asturias Airport was **certified by the Spanish Aviation Safety Agency (AESA), according to EU 139/2014 regulation.**

Associations have rewarded the airport’s work:

- Aspaym prize to accessibility for “continuous improvement in serving the accessibility needs of all citizens and the high degree of user satisfaction”.



Yearly **quality surveys** for airlines and passengers are carried out in order to monitor their perception of the airport services.

# Our commitment with sustainability

Asturias



## AENA and the Sustainable Development Goals



We guarantee sustainable consumption modalities

We generate a sustainable economic growth

We promote diversity and social inclusion

We strengthen partnerships to achieve sustainable goals

We protect the environment and fight against climate change



Towards Sustainable Development

 [Climate Action Plan](#)



## More significant targets and projects

2026

**CARBON NEUTRALITY**  
with offsetting

**CARBON NEUTRAL**  
**AIRPORTS**  **2026**

2026

**Carbon neutral accreditation**  
Level 4+ in 2026 and Level 5+ in 2030 at the main airports



2030

**NET ZERO**  
carbon

**NET ZERO**   
**CARBON**



FTSE4Good

Member of

**Dow Jones Sustainability Indices**

Powered by the S&P Global CSA



### FTSE4 Good Index

The analyst FTSE Russell assesses Aena Annually in terms of sustainability, having obtained a 5 out of 5 for its ESG performance in 2023.

### Dow Jones Sustainability Index

Aena scored 75 points in the environmental category and 72 points in the social category (out of 100), making it the fourth most sustainable company globally in the transportation and infrastructure sector.

### UN Global Compact

Aena has adhered to the Global Compact by supporting its ten principles since 2017.

### Climate Leaders

Aena made it onto the "Europe's Climate Leaders 2023" list, compiled by the Financial Times, securing the top spot in Spain's transportation sector.



### Renewable energy

- Photovoltaic plan
- 100% purchase electricity through renewable energy guarantees of origin



### Sustainable mobility

- Charging points for electric vehicles
- Eco-cars fleet plan



### Climate Action Plan

- It includes appropriate management, monitoring and communication mechanisms

Aena was in 2021 the first company in Spain and one of the first around the world to inform shareholders yearly of its strategy against climate change from its Climate Action Plan.

# Incentives & marketing support

Asturias



## Incentives and discounts



Business  
opportunities

A very diverse programme  
of rate incentives for airlines



 [Incentives and discounts](#)



## Marketing Support



Marketing

Marketing campaigns  
to promote new routes



 [Marketing Support](#)





# Thank you



Company committed to the United Nations  
Sustainable Development Goals (SDGs)



AGENDA  
**2030**