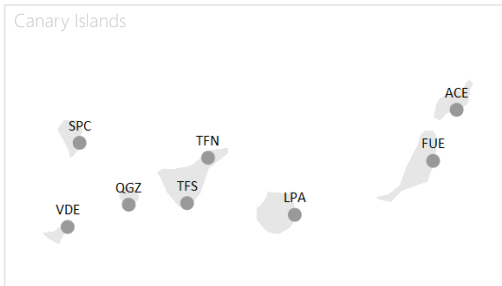


AS Madrid-Barajas Airport

2023

AS Madrid-Barajas



Aena Spanish Airports
(excluding MCV, QSA, SBO exclusive for GA)

Highlights 2019 · 2023

AS Madrid-Barajas



2019

2022

2023



Pax

61,7M

% Var. previous year

6,6 %

50,6M

% Var. 23-22

18,9 %

60,2M

% Var. 23-19

-2,5 %



Ops

426K

% Var. previous year

4,0 %

352K

% Var. 23-22

10,6 %

389K

% Var. 23-19

-8,7 %



Cargo*

560,0M

% Var. previous year

7,7 %

566,4M

% Var. 23-22

13,6 %

643,5M

% Var. 23-19

14,9 %

Source:

Aena. Provisional non-audited data 2023 (round trip)

* Kilograms

Highlights 2023


AS Madrid-Barajas




Madrid airport is the largest gateway to Latin America in Europe with **31%** of the market share

Madrid airport is ranked **4th** among the EU+UK airports according to **ACI** Europe Statistics in 2023

 Avg. pax / week
1,2M

Avg. ops / week 
7.484



71



Destinations

209

Destinations

7

New Destinations



79

Airlines *



396

Domestic

66

International

330

Routes *



Pax profile

17% business

· Residence ·

34% MAD apt. province

27% rest of Spain 

39% foreign 



Info

H24 airport

· Runway cap. ·

Ops. dep: 48

Ops. arr: 52

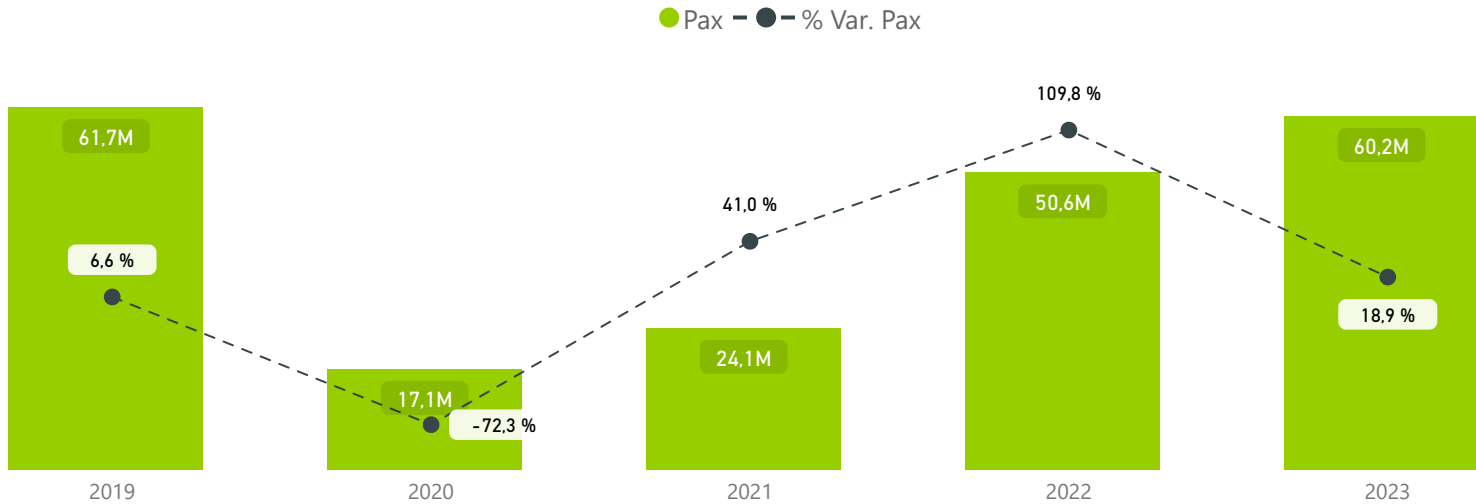
Total ops: 100

Sources:

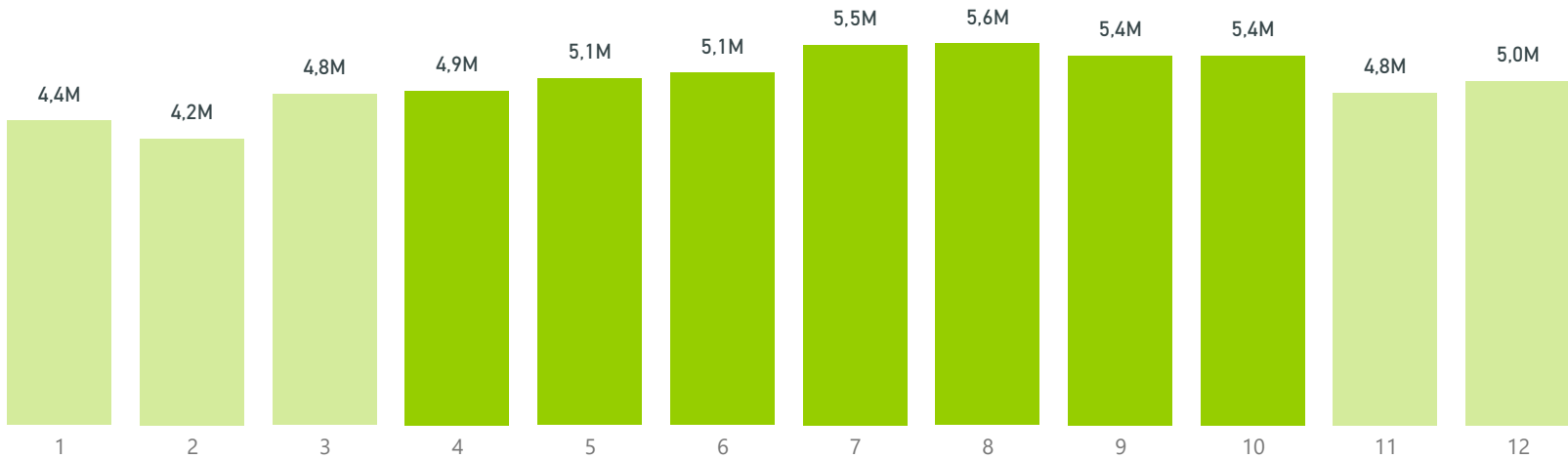
* + 5,000 pax/year. Aena. Provisional non-audited data 2023 (round trip)

Aena surveys, INE 2023 and Google maps

Annual traffic evolution



Monthly traffic evolution · 2023



Source:

Aena. Provisional non-audited data 2023 (round trip)

61 %
Summer season

Traffic statistics 2023

AS Madrid-Barajas



Traffic distribution

International



Total countries *


70



73%

43,8M international pax
20,9 % Var. 23-22

Domestic

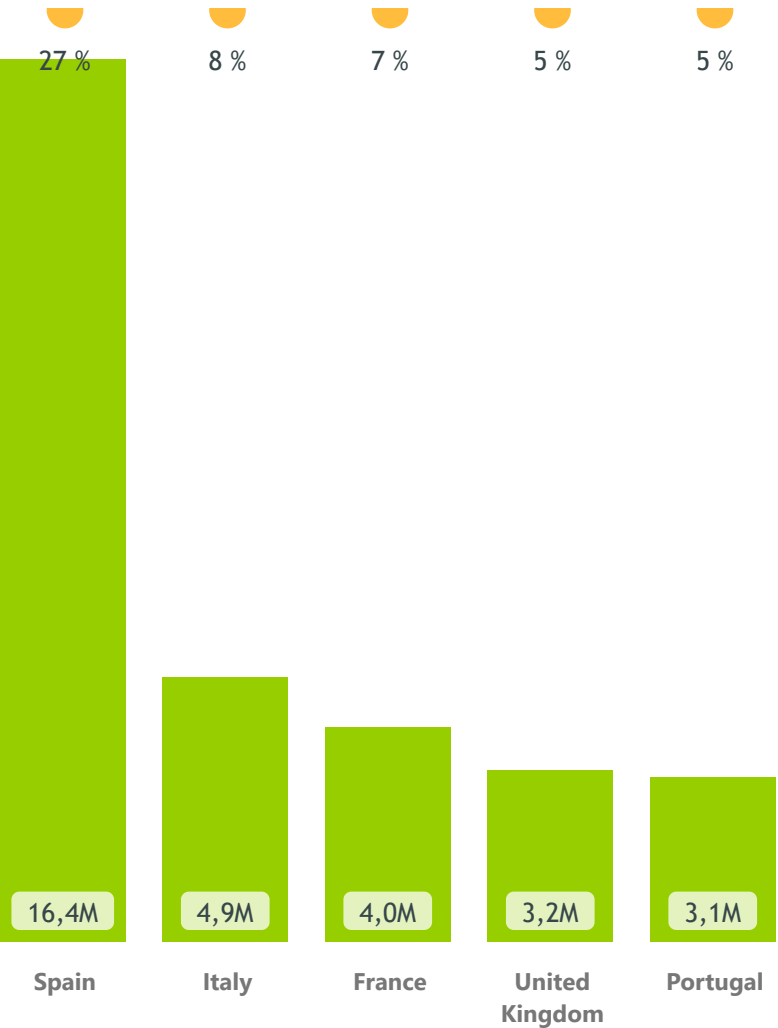


27%

16,4M domestic pax
14,0 % Var. 23-22

Main countries *

market share
pax

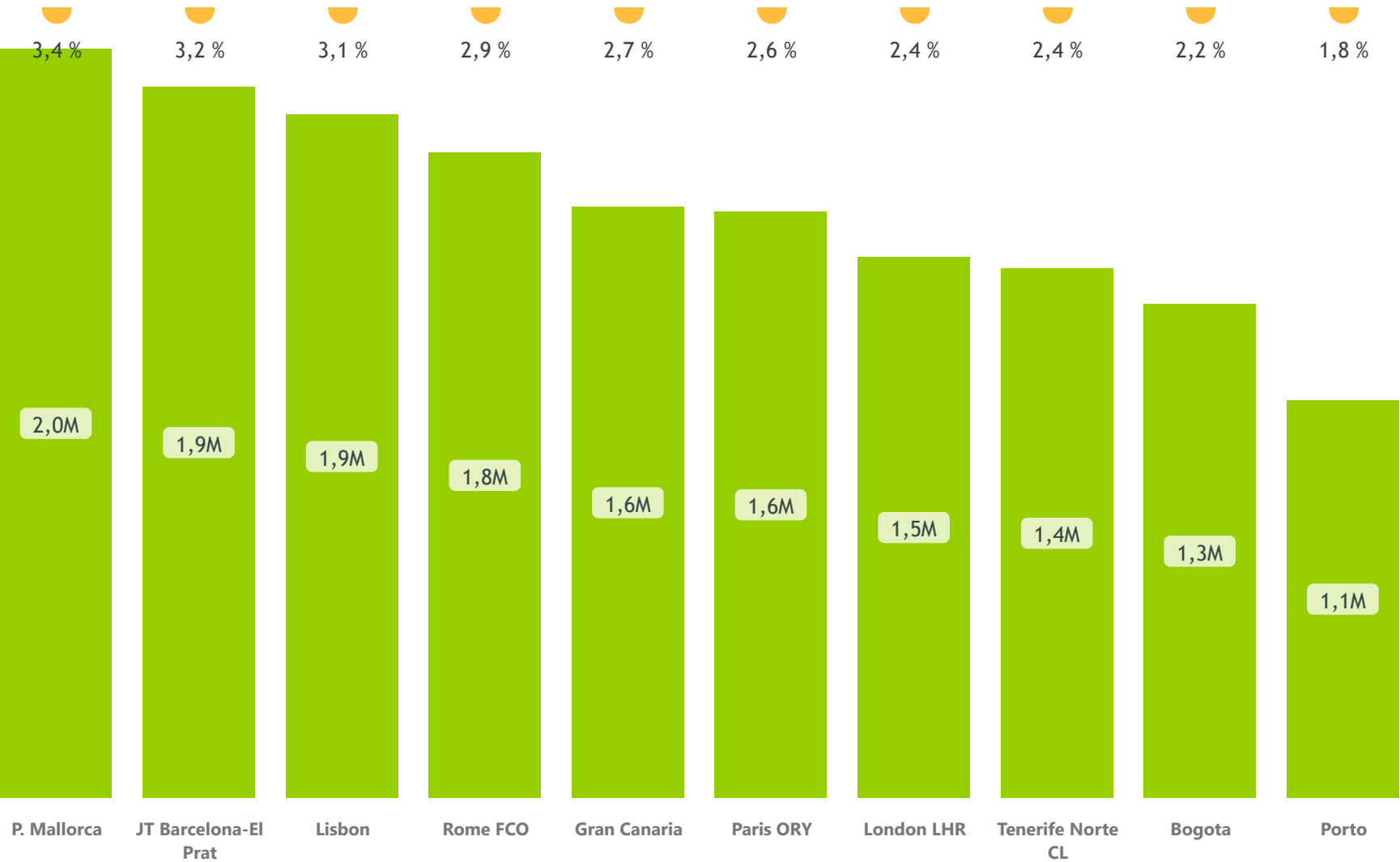


Source:

* + 5,000 pax/year. Aena. Provisional non-audited data 2023 (round trip)

Main destinations *

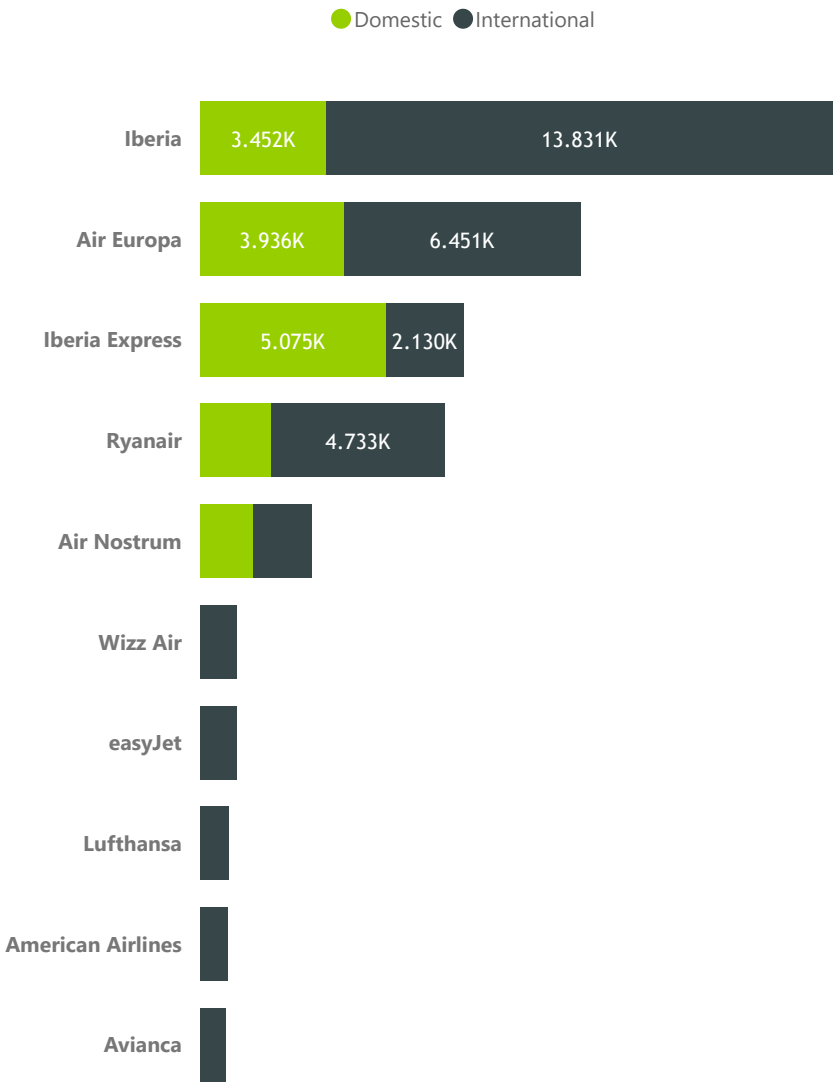
market share
pax



Source:

* + 5,000 pax/year. Aena. Provisional non-audited data 2023 (round trip)

Main airlines *



Airline	Pax	% Var. 23-22	Share	Routes *
Iberia	17.282.346	20 %	29 %	84
Air Europa	10.387.707	20 %	17 %	51
Iberia Express	7.205.608	23 %	12 %	28
Ryanair	6.683.677	8 %	11 %	62
Air Nostrum	3.055.544	7 %	5 %	37
Wizz Air	1.005.044	50 %	2 %	13
easyJet	991.075	4 %	2 %	9
Lufthansa	772.844	9 %	1 %	2
American Airlines	752.417	9 %	1 %	5
Avianca	705.744	20 %	1 %	3

Airlines

79



Charter

1 %

464K
Pax

Source:

* + 5,000 pax/year. Aena. Provisional non-audited data 2023 (round trip)

Route map · Domestic · 2023

AS Madrid-Barajas



Pax

16,4M



Share

27,2 %



Destinations

30



Routes

66

- Destination
- New destination



Source:

Aena. Provisional non-audited data 2023 (round trip)

Destination: airport pair. Route is destination by airline

Destination: +5,000 pax/2023

New destination: +5,000 pax/2023 and -1,000 pax/2022

Route map · Europe · 2023

AS Madrid-Barajas



 Pax
26,5M

 Share
44,0 %

 Destinations
95

 Routes
181

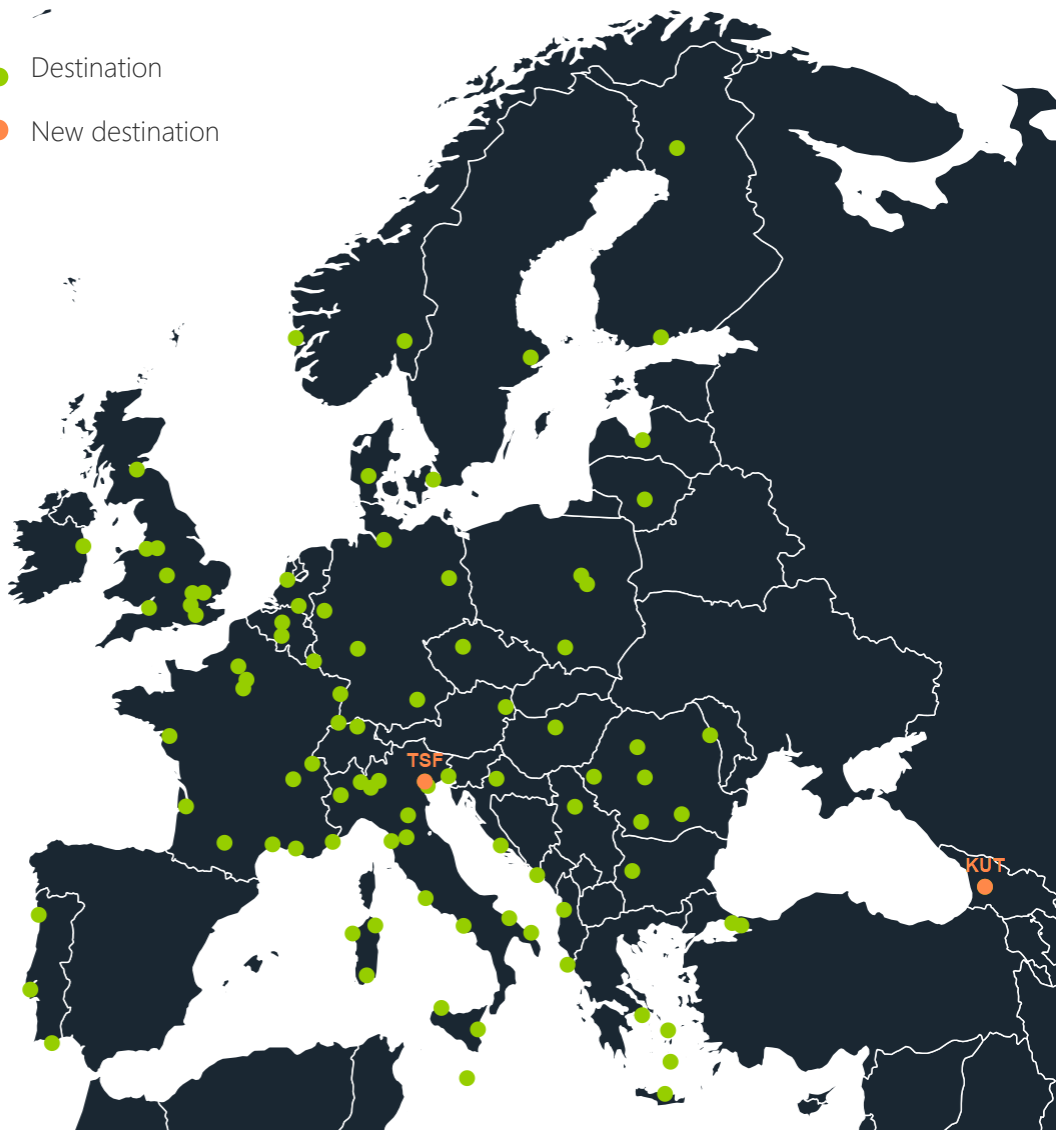
Top countries	Destinations
Italy	19
France	11
United Kingdom	9
Germany	5
Portugal	5

Source:

Aena. Provisional non-audited data 2023 (round trip)

Destination: airport pair. Route is destination by airline

 Destination
 New destination



Destination: +5,000 pax/2023

New destination: +5,000 pax/2023 and -1,000 pax/2022

Route map · America · 2023

AS Madrid-Barajas



 Pax
13,4M

 Share
22,3 %

 Destinations
49

 Routes
88

- Destination
- New destination

North America
3,166 K pax
5.3% share
14 destinations
21 routes

Latin America
10,211 K pax
17.0% share
35 destinations
67 routes

Top countries	Destinations
U.S.A.	12
Mexico	5
Colombia	4
Argentina	2
Peru	1

Source:

Aena. Provisional non-audited data 2023 (round trip)

Destination: airport pair. Route is destination by airline

Destination: +5,000 pax/2023

New destination: +5,000 pax/2023 and -1,000 pax/2022



Route map · M.E & Asia · 2023

AS Madrid-Barajas





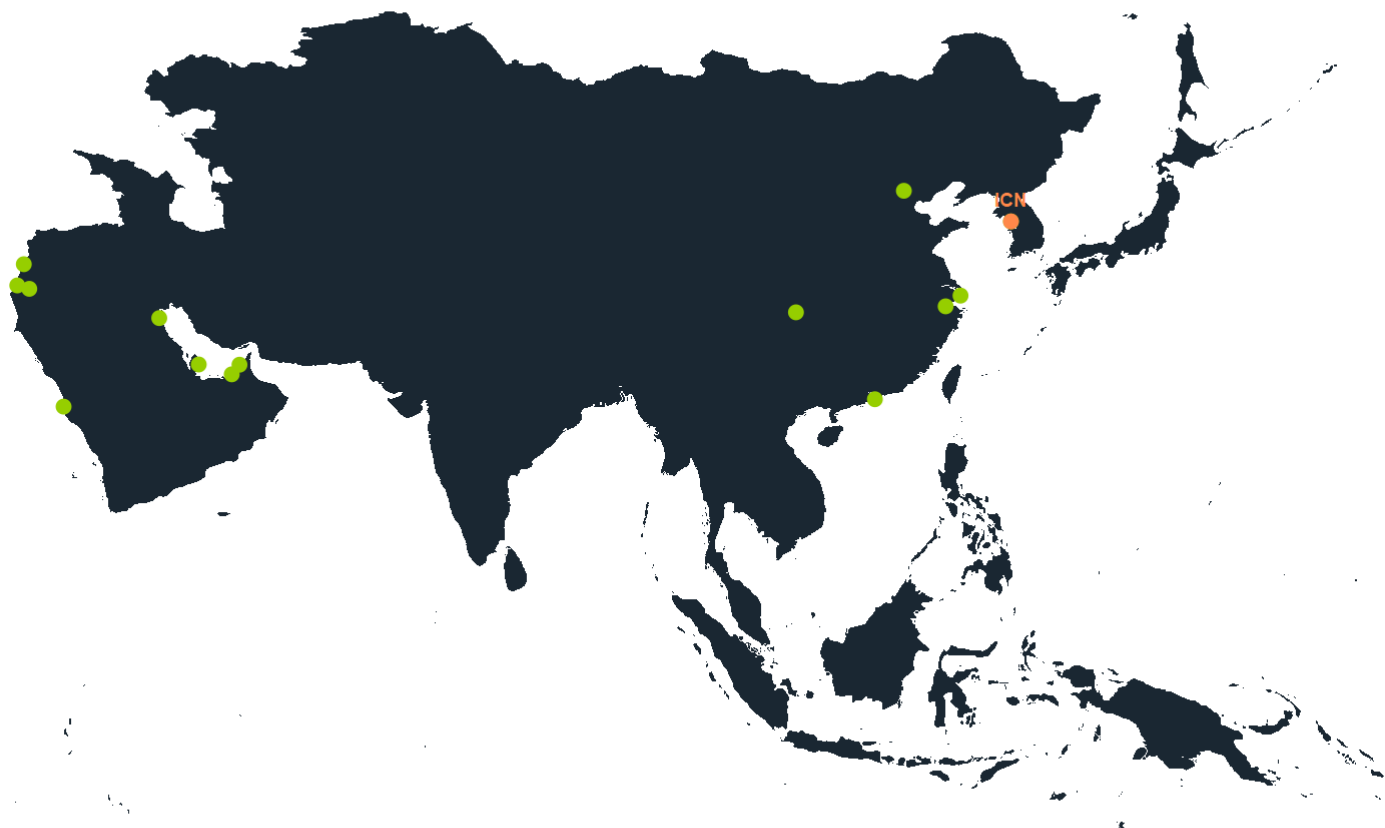
 Pax
2,2M

 Share
3,6 %

 Destinations
14

 Routes
21

-  Destination
-  New destination



Top countries	Destinations
China	4
United Arab Emirates	2
Israel	1
Qatar	1
Saudi Arabia	1

Source:

Aena. Provisional non-audited data 2023 (round trip)

Destination: airport pair. Route is destination by airline

Destination: +5,000 pax/2023

New destination: +5,000 pax/2023 and -1,000 pax/2022

Route map · Africa · 2023

AS Madrid-Barajas



Pax

1,8M



Share

2,9 %



Destinations

21



Routes

40

- Destination
- New destination



Top countries

Destinations

Morocco	9
Egypt	5
Angola	1
Senegal	1
Tunisia	1

Source:

Aena. Provisional non-audited data 2023 (round trip)

Destination: airport pair. Route is destination by airline

Destination: +5,000 pax/2023

New destination: +5,000 pax/2023 and -1,000 pax/2022

Passenger profile

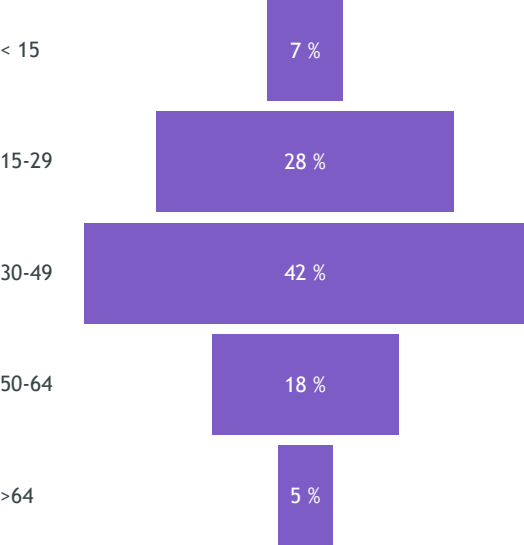
AS Madrid-Barajas



Gender



Age



Reason for travelling



Residence

34% MAD apt. province



27 %
Rest of Spain

39 %
Foreign

Nationality



52 %
Spain

48 %
Foreign

Source:
Aena surveys EMMA (sample=15.480)
Data collected from June 21 to 29, 2023 and
November 23 to 29 2023
Expansion: Departing commercial passengers in 2023

Capacity **70 M** passenger

Summer 24

Runway capacity		Arrivals	Departures	Total
	00:00 - 03:59	20	20	38
	04:00 - 04:59	19	29	
	05:00 - 20:59	48	52	
	21:00 - 21:59	28	22	
	22:00 - 23:59	20	20	38



-
- | | | |
|--------------------------|-------------------------------------|---------------------|
| ⇒ Code OACI: LEMD | ⇒ Altitude (reference point): 609 m | ⇒ ICAO category: 4F |
| ⇒ Code IATA: MAD | ⇒ Reference temperature: 34°C | ⇒ Fire category: 10 |
| | ⇒ Service timetable (UTC): H-24 | |
-

- ⇒ Total surface: 4,000 ha
- ⇒ Terminal buildings area: 940,000 m²
- ⇒ T1, T2, T3, T4, T4S and BA&GA terminal
- ⇒ Apron: 3,000,000 m²
- ⇒ Aircraft parking stands: 340
- ⇒ **Boarding jetways: 121**

Runways:

- ⇒ 18L/36R (3,500 x 60 m)
- ⇒ 18R/36L (4,179 x 60 m)
- ⇒ 14L/32R (3,500 x 60 m)
- ⇒ 14R/32L (3,988 x 60 m)

Source:

AIP Spain (last available)
AECFA (Summer 24)
DORA 2022-2026



Terminal
buildings:
T1,T2,T3,
T4 and T4S



4
Runways
CAT III



396
Check-in counters
92
Self-service kiosks



5 (5,859 m²)
VIP lounges



Security
personnel



228
Boarding
gates



340
Parking places
121
Boarding airbridges



55 (18,958 m²)
Restaurants and
cafeterias



H-24



47
Baggage reclaim
carousel



23,848
Parking offer



113 (23,392 m²)
Shops and duty free



Wifi area



Passengers info



Transport between terminals



Luggage trolleys



Car hire



Tax refunds



Banking services



Lost and Found



Luggage services



Accessibility for PMR



Special needs passengers



Medical care



Families



Vending machines



AS Madrid-Barajas airport has implemented an **Integrated Quality and Environmental Management System**, certified according to **ISO 9001, ISO 14001 and ISO 50001** standards as well as the requisites for being certified according to **ISO 20906 Unattended monitoring aircraft sound in the vicinity of airports**.



Special mention in the "over 40 million passenger" category at the ACI Europe Awards in 2023.

The airport got **'The Voice of the customer'** recognition by **ACI World** in 2021.



SKYTRAX
World Airport Awards

Best airport in Southern Europe at the Skytrax World Airport Awards 2015, 2017, 2019 and 2020.

In 2018, the **Avion Revue International** magazine awards Excellence Prize in the category of airports to Adolfo Suárez Madrid-Barajas for its continued growth.

In 2018, the airport receives the **'Madrid Excelente for the Customers Trust'** prize, awarded by the Madrid for Excellence Foundation, an entity dependent on the Community of Madrid.

The online travel agency **eDreams** has placed the airport among the ten best in the world in its study **"Best airports 2018"**. The people surveyed considered the airport as the third best in the world in terms of its food and drinks establishments.

Best airport of Europe in the "over 25 million passenger" category at the **XIII ACI Europe Awards** in 2017.

Highly Commended Airport in the "over 25 million passenger" category at the **XI ACI Europe Best Airport Awards**.

In 2016, Anna.aero recognizes the Adolfo Suárez Madrid-Barajas Airport as the European airport with the **largest number of long houl routes opened in 2015**.

In 2015, Recognition of the Madrid City Council to the airport for the **contribution to the international reputation of the City of Madrid as a tourist destination**.

EFQM+500 Excellence Award 2015.





Recognized with the **Award for Excellence in Safety in the Community of Madrid** (Transport Section) which is awarded each year by the radio program 'Protegidos' on the radio station Cope Madrid Sur in 2015.

International Airport of the Year award in the 'Large Airport' category (for airports with over 25 million passengers) by the aeronautical consultancy firm **CAPA-Centre for Aviation** in 2014.

'Gold Fast Travel Award' from the International Air Transport Association (IATA) in 2012.

Terminal T4 has also received **numerous awards from European and international institutions**, for example: Best Engineering Project 2005, RIBA Stirling 2006, IStructurE Award for Commercial or Retail Structures 2006, International Architecture Awards 2007, third place in the Best International Terminal at the 2013 World Airport Awards. And according to The Guardian, Madrid Terminal T4 is **among the 25 best architecture of the 21st century**.

Madrid airport was **certified by the Spanish Aviation Agency (AESA), according to EU 139/2014 regulation**.



AS Madrid-Barajas Airport has **Level 3 certification (optimisation)** under **ACI Europe's Airport Carbon Accreditation Programme** for its reduced carbon footprint with the scope to achieve a level 3+ (neutrality) in nearly 10 years. The airport has renewed its registration in the Carbon Footprint Registry and reaches the Reduction section by the Spanish Ministry of Environment also.



As part of the environmental initiatives that AS Madrid-Barajas Airport is implementing, it has acquired new electric vehicles, installed charging points for electric vehicles and photovoltaic modules.



Yearly **quality surveys** for airlines and passengers are carried out in order to monitor their perception of the airport services.

AENA and the Sustainable Development Goals



Towards Sustainable Development

We guarantee sustainable consumption modalities

We generate a sustainable economic growth

We promote diversity and social inclusion

We strengthen partnerships to achieve sustainable goals

We protect the environment and fight against climate change



Member of
Dow Jones Sustainability Indices
Powered by the S&P Global CSA

FTSE4 Good Index

The analyst FTSE Russell assesses Aena Annually in terms of sustainability, having obtained a 5 out of 5 for its ESG performance in 2023.

Dow Jones Sustainability Index

Aena scored 75 points in the environmental category and 72 points in the social category (out of 100), making it the fourth most sustainable company globally in the transportation and infrastructure sector.



UN Global Compact

Aena has adhered to the Global Compact by supporting its ten principles since 2017.



Climate Leaders

Aena made it onto the "Europe's Climate Leaders 2023" list, compiled by the Financial Times, securing the top spot in Spain's transportation sector.

 [Climate Action Plan](#)



More significant targets and projects

2026

CARBON NEUTRALITY
with offsetting

CARBON NEUTRAL AIRPORTS  **2026**

2026

Carbon neutral accreditation
Level 4+ in 2026 and Level 5+ in 2030 at the main airports



2030

NET ZERO carbon

NET ZERO CARBON 



Renewable energy

- Photovoltaic plan
- 100% purchase electricity through renewable energy guarantees of origin



Sustainable mobility

- Charging points for electric vehicles
- Eco-cars fleet plan



Climate Action Plan

- It includes appropriate management, monitoring and communication mechanisms



Incentives and discounts



Business
opportunities

A very diverse programme
of rate incentives for airlines



 [Incentives and discounts](#)



Marketing Support



Marketing

Marketing campaigns
to promote new routes



 [Marketing Support](#)



Thank you



Company committed to the United Nations
Sustainable Development Goals (SDGs)



AGENDA
2030