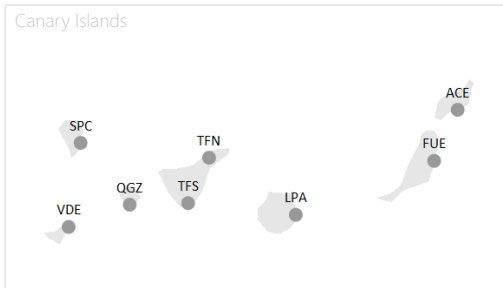


# A Coruña Airport

## 2023



# A Coruña



Aena Spanish Airports  
(excluding MCV, QSA, SBO exclusive for GA)



# Highlights 2019 · 2023

A Coruña



2019

2022

2023



Pax

1,4M

% Var. previous year

10,3 %

1,0M

% Var. 23-22

29,9 %

1,3M

% Var. 23-19

-7,4 %



Ops

17K

% Var. previous year

-2,0 %

14K

% Var. 23-22

7,2 %

15K

% Var. 23-19

-10,4 %

152K

% Var. previous year

-7,8 %

91K

% Var. 23-22

-15,5 %

77K

% Var. 23-19

-49,5 %



Cargo\*



Source:

Aena. Provisional non-audited data 2023 (round trip)

\* Kilograms



# Highlights 2023

A Coruña



 Avg. pax / week

24K

Avg. ops / week 

296



Countries \*

5



Destinations

11

Destinations

2

New Destinations



Airlines \*

7



Routes \*

13

Domestic

9

International

4



Pax profile

28% business

· Residence ·

41% LCG apt. province

42% rest of Spain 

19% foreign 



Info

· Runway cap. ·

Ops. dep: 6

Ops. arr: 6

Total ops: 8

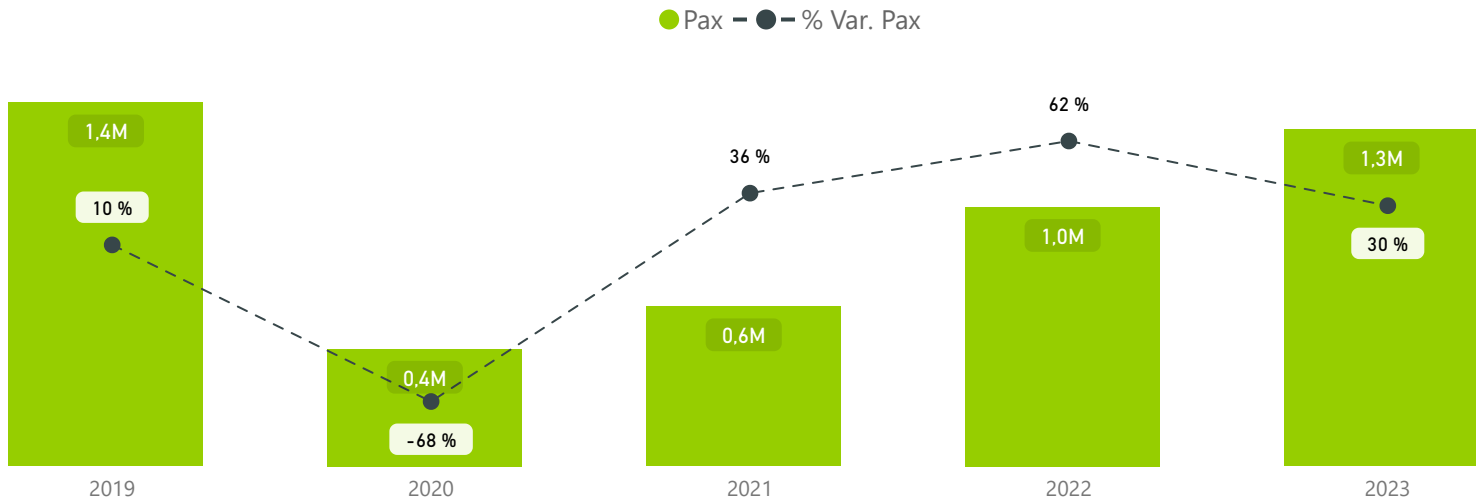
## Sources:

\* + 5,000 pax/year. Aena. Provisional non-audited data 2023 (round trip)

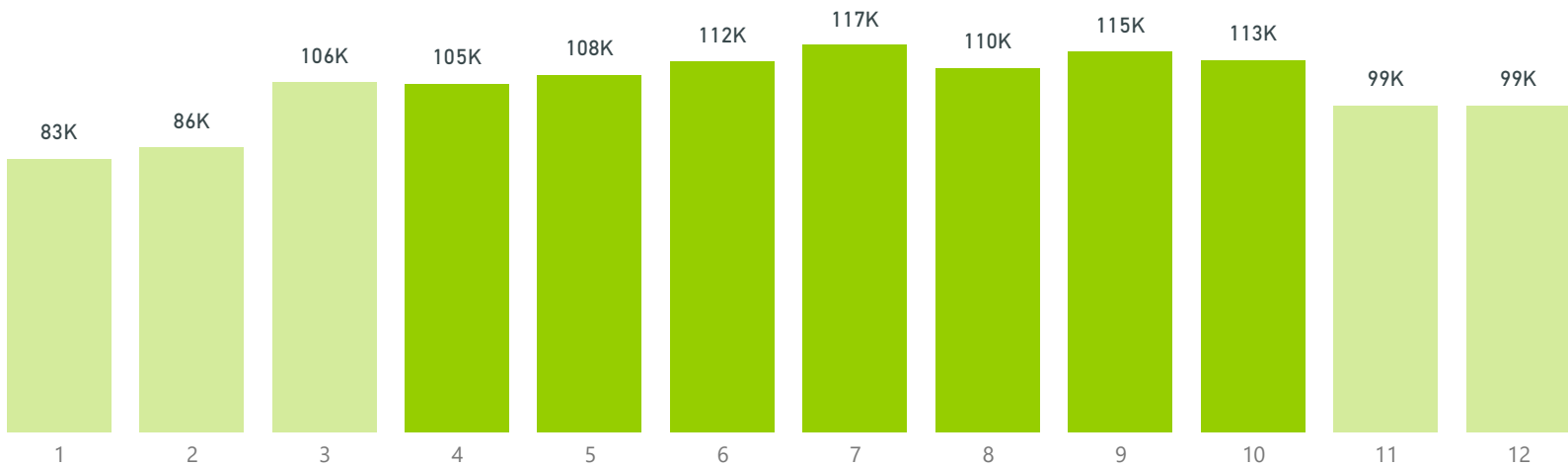
Aena surveys.



## Annual traffic evolution



## Monthly traffic evolution · 2023



Source:

Aena. Provisional non-audited data 2023 (round trip)

62 %  
Summer season



# Traffic statistics 2023

A Coruña




## Traffic distribution

International



Total countries \*


4



9%

108K international pax  
91,3 % Var. 23-22

Domestic

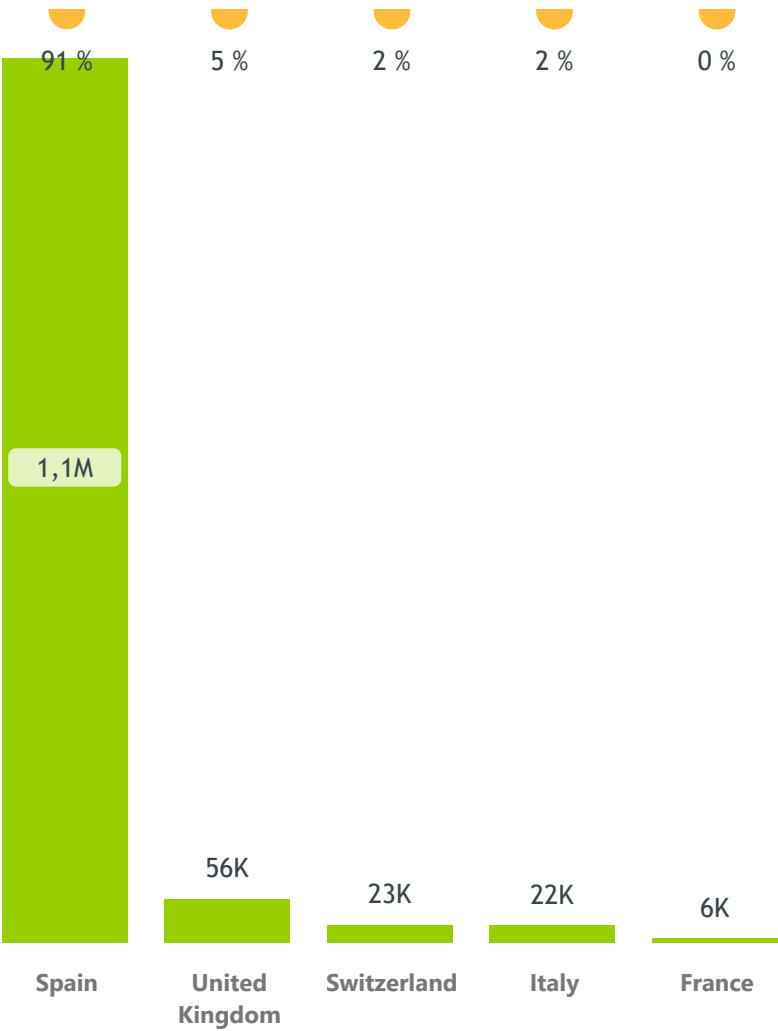


91%

1,1M domestic pax  
26,0 % Var. 23-22

## Main countries \*

market share  
pax



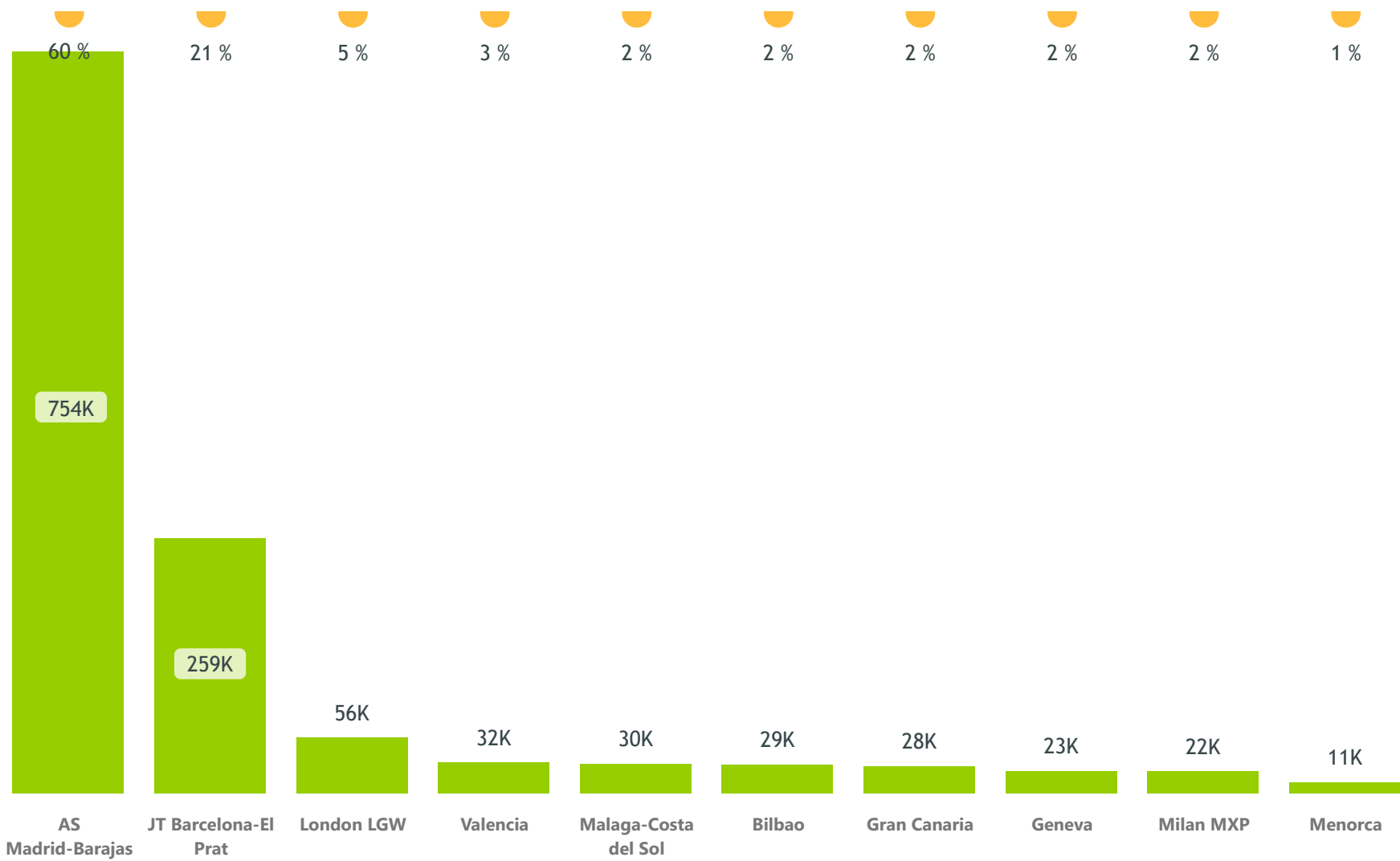
Source:

\* + 5,000 pax/year. Aena. Provisional non-audited data 2023 (round trip)



## Main destinations \*

market share  
pax



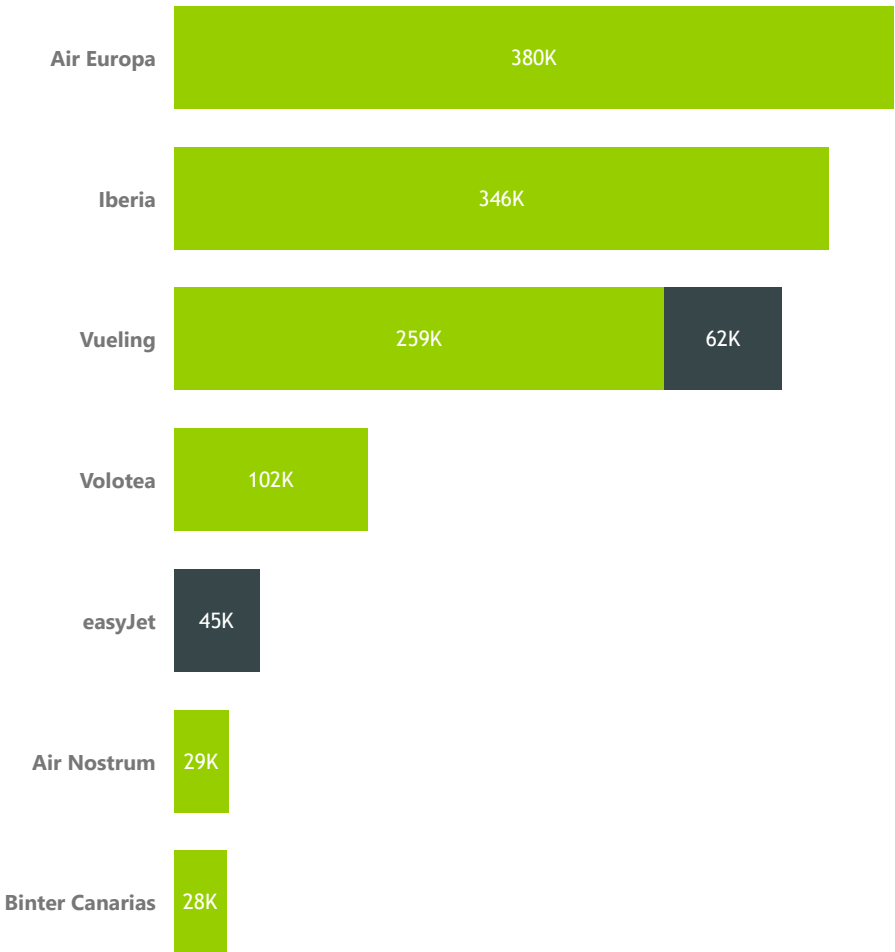
Source:

\* + 5,000 pax/year. Aena. Provisional non-audited data 2023 (round trip)



## Main airlines \*

● Domestic ● International



Airline	Pax	% Var. 23-22	Share	Routes *
Air Europa	379.690	80 %	30 %	1
Iberia	345.619	12 %	28 %	1
Vueling	320.673	1 %	26 %	3
Volotea	102.240	29 %	8 %	4
easyJet	44.920	0 %	4 %	2
Air Nostrum	28.639	30 %	2 %	1
Binter Canarias	27.504	12 %	2 %	1

## Airlines

7



## Charter

0 %

2K

Pax

Source:

\* + 5,000 pax/year. Aena. Provisional non-audited data 2023 (round trip)



# Route map · Domestic · 2023

A Coruña



Pax

1,1M



Share

91,3 %



Destinations

7



Routes

9

- Destination
- New destination



Source:

Aena. Provisional non-audited data 2023 (round trip)

Destination: airport pair. Route is destination by airline

Destination: +5,000 pax/2023

New destination: +5,000 pax/2023 and -1,000 pax/2022



# Route map · Europe · 2023

A Coruña





 Pax  
108K

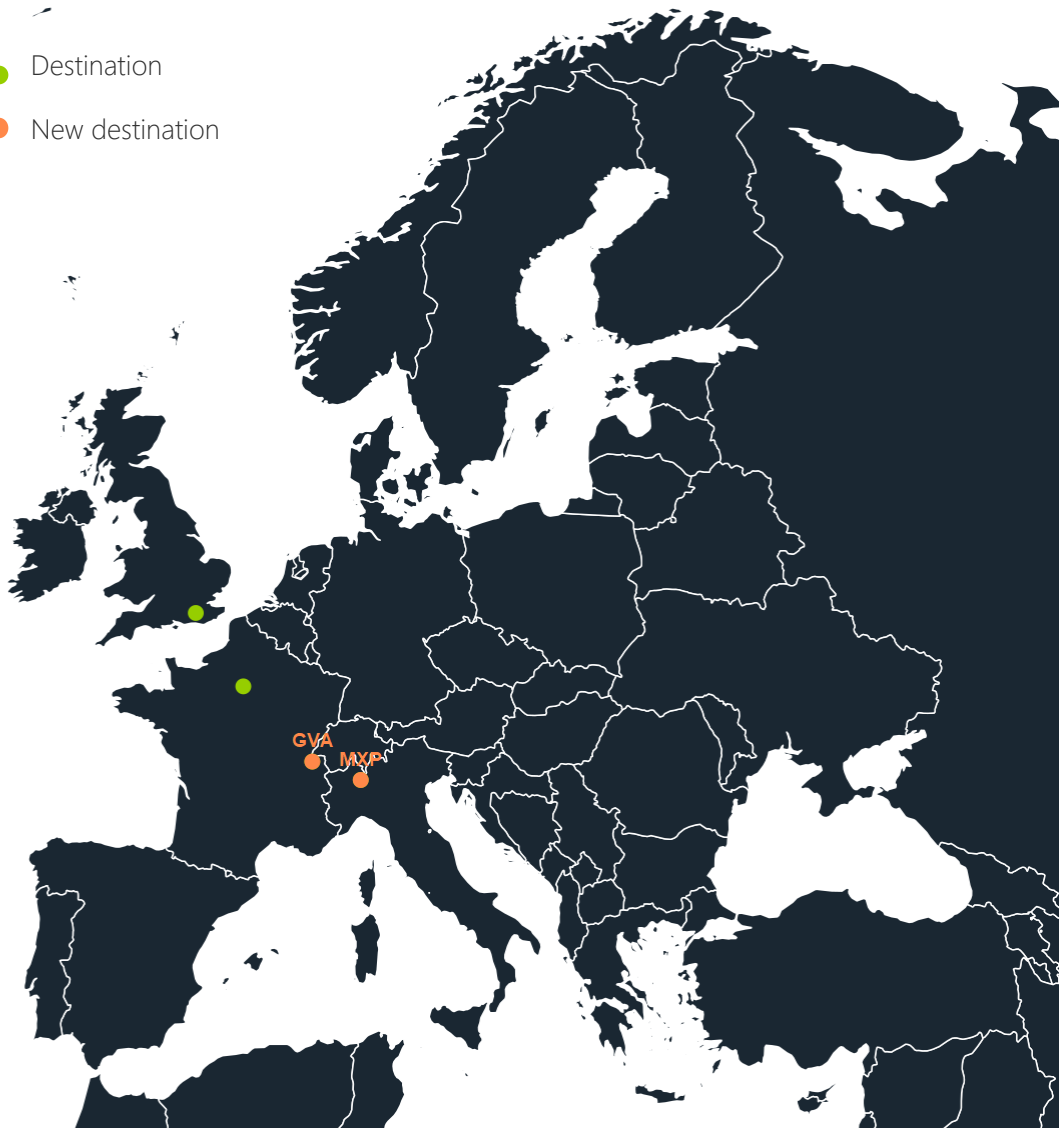
 Share  
8,6 %

 Destinations  
4

 Routes  
4

Top countries	Destinations
France	1
Italy	1
Switzerland	1
United Kingdom	1

 Destination  
 New destination



Source:

Aena. Provisional non-audited data 2023 (round trip)  
Destination: airport pair. Route is destination by airline

Destination: +5,000 pax/2023  
New destination: +5,000 pax/2023 and -1,000 pax/2022



# Passenger profile

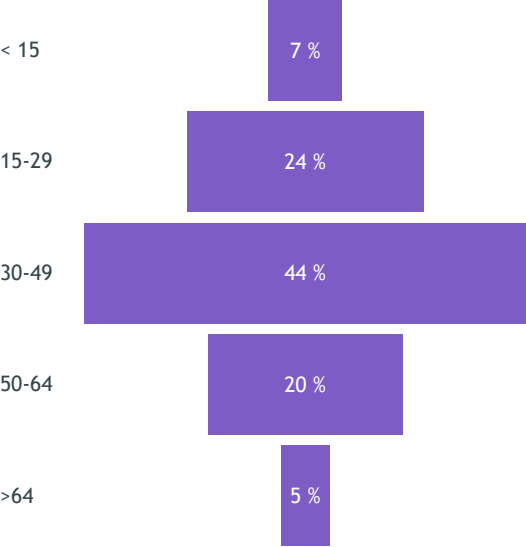
A Coruña




## Gender




## Age



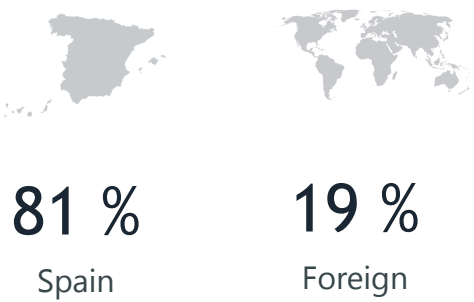
## Reason for travelling



## Residence



## Nationality



Source:  
Aena surveys EMMA (sample=1,940)  
Data collected from July 12 to 18, 2023  
Expansion: Departing commercial passengers in 2023



Capacity **2 M** passenger

### Summer 24

		Arrivals	Departures	Total
Runway capacity		6	6	8
		Arrivals	Departures	Total
Terminal capacity	Ope/H	2 Non Sch 1 Non UE	2 Non Sch 1 Non UE	3 Non Sch
	Pax/H	760	725	



- ⇒ Altitude (reference point): 101 m
- ⇒ Reference temperature: 24°C
- ⇒ **Code OACI: LECO**
- ⇒ **Code IATA: LCG**
- ⇒ Service timetable (UTC):
  - S: 04:30-22:30 (PS1 HR PPR)
  - W: 05:30-23:30 (PS1 HR PPR)
- ⇒ Fire category: 7

⇒ **Commercial aviation parking stands: 10**

⇒ **Air bridges: 2**













2	A-320	1	E-135
5	A-321	2	F-900












**Runway: 03/21 (2,188 x 45 m)**

Source:

AIP Spain (last available)  
AECFA (Summer 24)  
DORA 2022-2026



 Terminal building	 1 Runway CAT II	 12 Check-in counters	 1 (190 m <sup>2</sup> ) VIP lounge
 Security personnel	 6 Boarding gates	 10 Parking places 2 Boarding airbridges	 3 (549 m <sup>2</sup> ) Restaurants and cafeterias
 S: 04:30-22:30 PS 1 HR PPR W: 05:30-23:30 PS 1 HR PPR	 3 Baggage reclaim carousel	 1,199 Parking offer	 2 (257 m <sup>2</sup> ) Shops and duty free

 Wifi area	 Passengers info	 Luggage trolleys	 Car hire	 Banking services	 Families
 Lost and Found	 Luggage services	 Accessibility for PMR	 Special needs passengers	 Fast lane	





The airport is focused on having the best image possible. The A Coruña Airport **has implemented an Integrated Quality and Environmental Management System, certified according to ISO 9001 and ISO 14001 standards.**



The airport got **‘The Voice of the customer’** recognition by **ACI World** in 2021.

A Coruña Airport was **certified by the Spanish Aviation Safety Agency (AESA), according to EU 139/2014 regulation.**



Yearly **quality surveys** for airlines and passengers are carried out in order to monitor their perception of the airport services



# Our commitment with sustainability

A Coruña



## AENA and the Sustainable Development Goals



Towards Sustainable Development

We guarantee sustainable consumption modalities

We generate a sustainable economic growth

We promote diversity and social inclusion

We strengthen partnerships to achieve sustainable goals

We protect the environment and fight against climate change



Member of  
**Dow Jones Sustainability Indices**  
Powered by the S&P Global CSA

### FTSE4 Good Index

The analyst FTSE Russell assesses Aena Annually in terms of sustainability, having obtained a 5 out of 5 for its ESG performance in 2023.

### Dow Jones Sustainability Index

Aena scored 75 points in the environmental category and 72 points in the social category (out of 100), making it the fourth most sustainable company globally in the transportation and infrastructure sector.



### UN Global Compact

Aena has adhered to the Global Compact by supporting its ten principles since 2017.



### Climate Leaders

Aena made it onto the "Europe's Climate Leaders 2023" list, compiled by the Financial Times, securing the top spot in Spain's transportation sector.

[Climate Action Plan](#)



## More significant targets and projects

2026

**CARBON NEUTRALITY**  
with offsetting

**CARBON NEUTRAL AIRPORTS** **2026**

2026

**Carbon neutral accreditation**  
Level 4+ in 2026 and Level 5+ in 2030 at the main airports



2030

**NET ZERO carbon**

**NET ZERO CARBON**



### Renewable energy

- Photovoltaic plan
- 100% purchase electricity through renewable energy guarantees of origin



### Sustainable mobility

- Charging points for electric vehicles
- Eco-cars fleet plan



### Climate Action Plan

- It includes appropriate management, monitoring and communication mechanisms

Aena was in 2021 the first company in Spain and one of the first around the world to inform shareholders yearly of its strategy against climate change from its Climate Action Plan.



# Incentives & marketing support

A Coruña



## Incentives and discounts



Business  
opportunities

A very diverse programme  
of rate incentives for airlines



 [Incentives and discounts](#)



## Marketing Support



Marketing

Marketing campaigns  
to promote new routes



 [Marketing Support](#)





# Thank you



Company committed to the United Nations  
Sustainable Development Goals (SDGs)



**airports  
for you** 

**AGENDA  
2030**