

Tenerife South Airport

2023

Tenerife South



Aena Spanish Airports
(excluding MCV, QSA, SBO exclusive for GA)

Highlights 2019 · 2023

Tenerife South



2019

2022

2023



Pax

11,2M

% Var. previous year

1,1 %

10,8M

% Var. 23-22

14,0 %

12,3M

% Var. 23-19

10,5 %



Ops

70K

% Var. previous year

0,5 %

76K

% Var. 23-22

10,6 %

84K

% Var. 23-19

19,0 %



Cargo*

2,2M

% Var. previous year

-11,7 %

895K

% Var. 23-22

-13,0 %

778K

% Var. 23-19

-64,5 %

Source:

Aena. Provisional non-audited data 2023 (round trip)

* Kilograms


Highlights 2023


Tenerife South



 Avg. pax / week
237,3K

Avg. ops / week 
1.608


Countries *

27
 Destinations
119
Destinations
3
New Destinations


Airlines *

55


Routes *
234
Domestic
14
International
220


Pax profile

86% holidays

· Residence ·

8% TFS apt. province

5% rest of Spain 

87% foreign 



Info

H24 airport

· Runway cap. ·

Ops. dep: 21

Ops. arr: 21

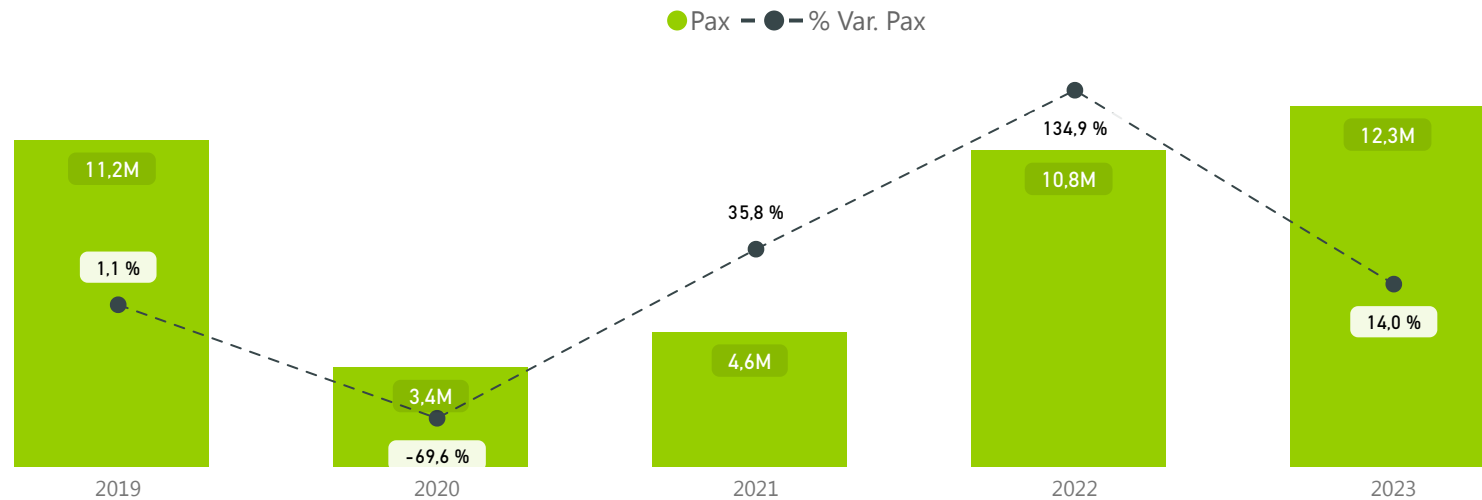
Total ops: 33

Source:

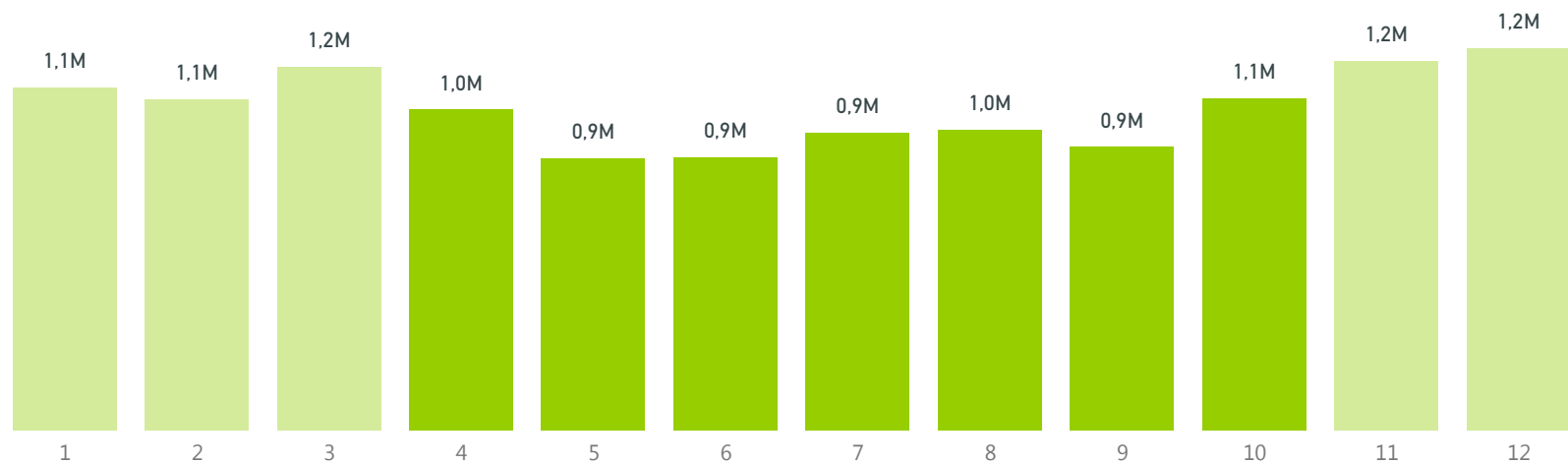
* + 5,000 pax/year. Aena. Provisional non-audited data 2023 (round trip)

Aena surveys

Annual traffic evolution



Monthly traffic evolution · 2023



Source:
Aena. Provisional non-audited data 2023 (round trip)

54 %
Summer season

Traffic statistics 2023

Tenerife South




Traffic distribution

International



Total countries *
26



91%

11,2M international pax
13,8 % Var. 23-22

Domestic

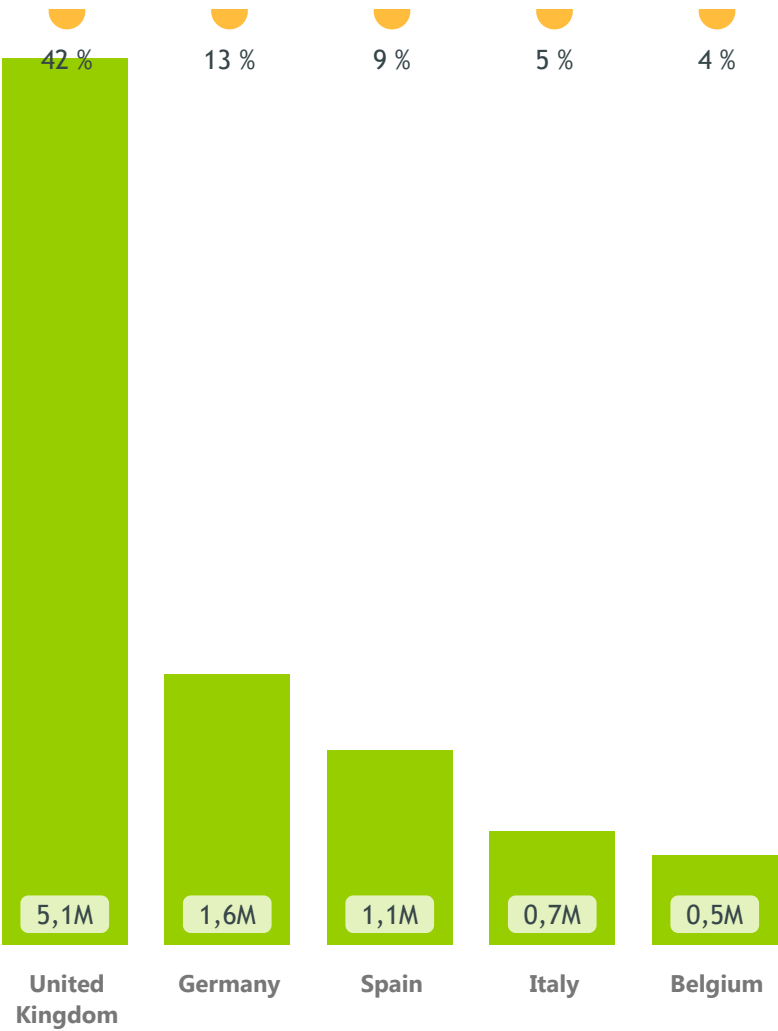


9%

1,1M domestic pax
16,4 % Var. 23-22

Main countries *

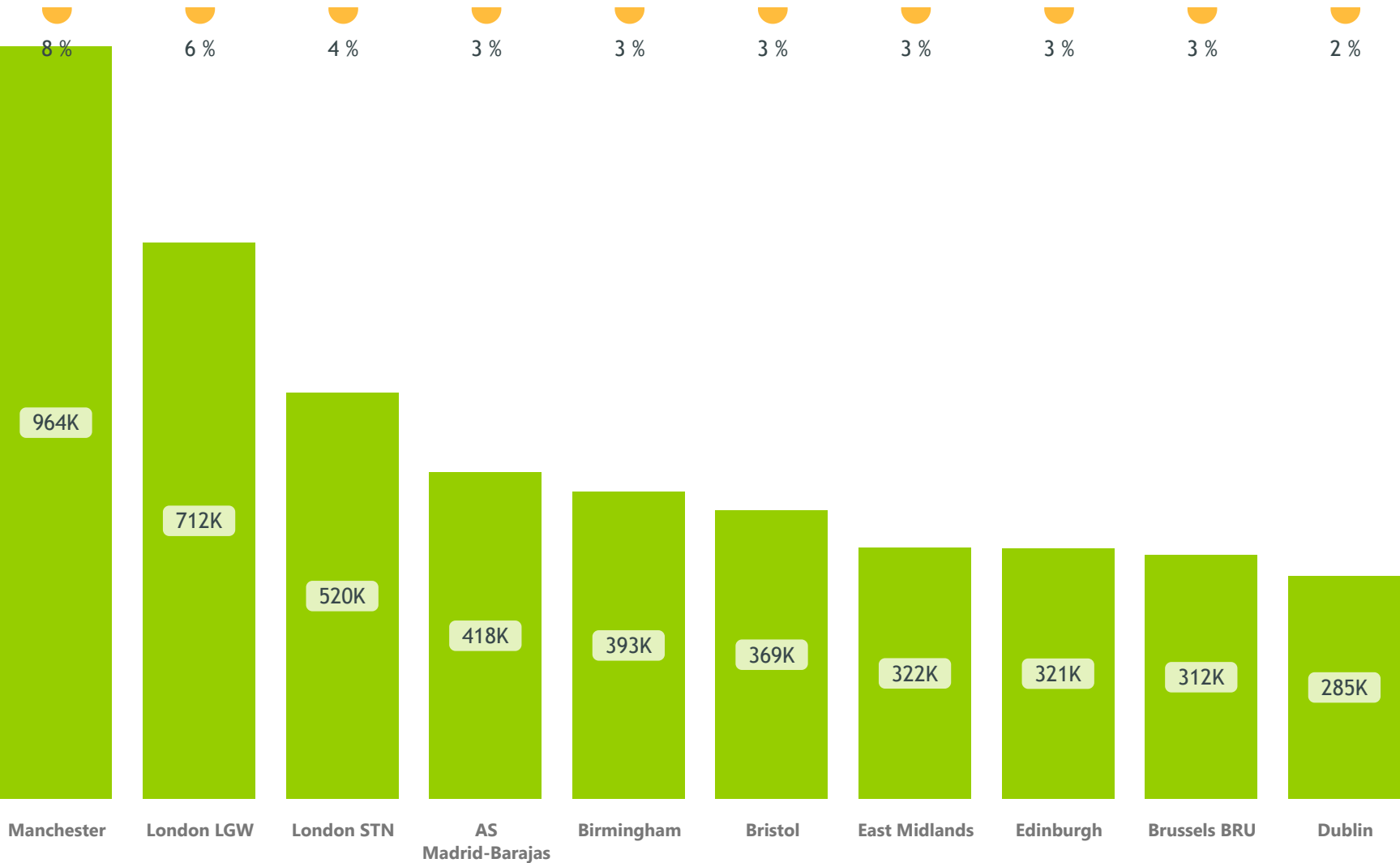
market share
pax



Source:
* + 5,000 pax/year. Aena. Provisional non-audited data 2023 (round trip)

Main destinations *

market share
pax



Source:

* + 5,000 pax/year. Aena. Provisional non-audited data 2023 (round trip)

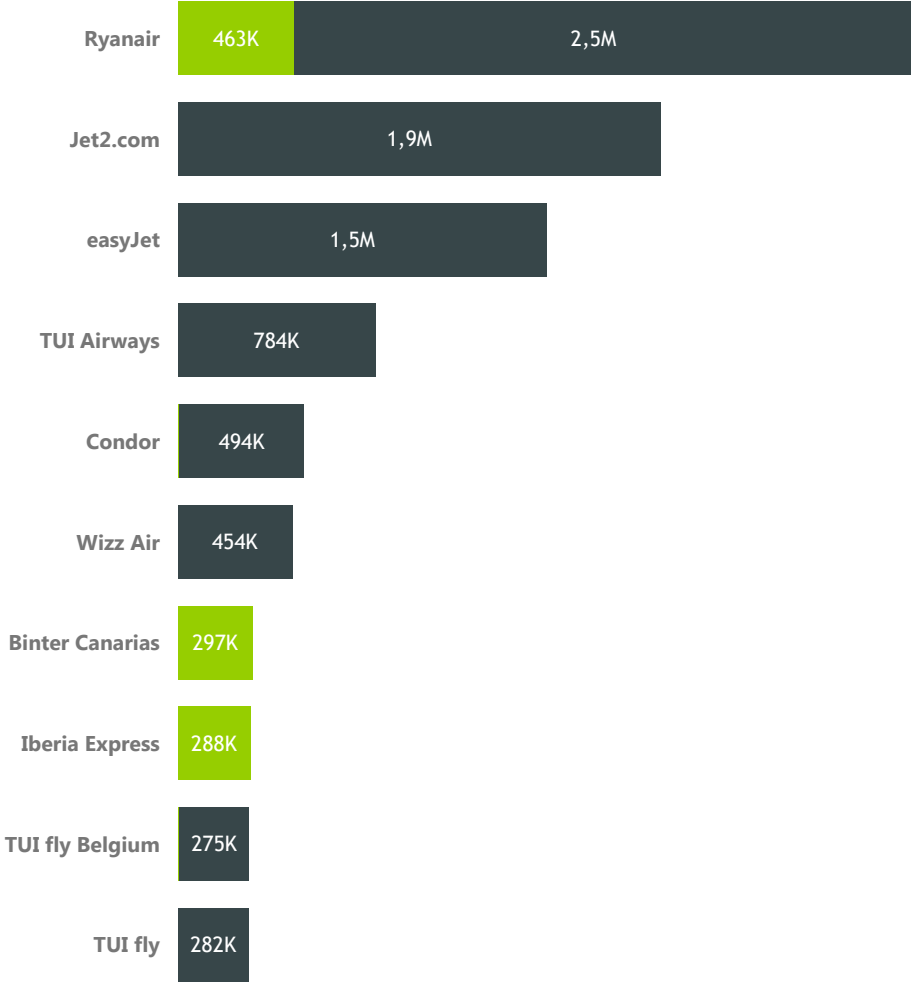
Traffic statistics 2023

Tenerife South



Main airlines *

● Domestic ● International



Airline	Pax	% Var. 23-22	Share	Routes *
Ryanair	2.922.362	19 %	24 %	47
Jet2.com	1.919.163	14 %	16 %	11
easyJet	1.465.244	17 %	12 %	19
TUI Airways	784.430	-0 %	6 %	16
Condor	500.889	28 %	4 %	7
Wizz Air	453.828	-4 %	4 %	10
Binter Canarias	299.683	37 %	2 %	3
Iberia Express	287.824	17 %	2 %	1
TUI fly	281.948	3 %	2 %	5
TUI fly Belgium	281.921	-11 %	2 %	4

Airlines

55



Charter

12 %

1M

Pax

Source:

* + 5,000 pax/year. Aena. Provisional non-audited data 2023 (round trip)

Route map · Domestic · 2023

Tenerife South



Pax

1,1M



Share

9,2 %



Destinations

12



Routes

14

- Destination
- New destination

Canary Islands

Source:

Aena. Provisional non-audited data 2023 (round trip)

Destination: airport pair. Route is destination by airline

Destination: +5,000 pax/2023

New destination: +5,000 pax/2023 and -1,000 pax/2022


Route map · Europe · 2023

Tenerife South





 Pax
11,1M

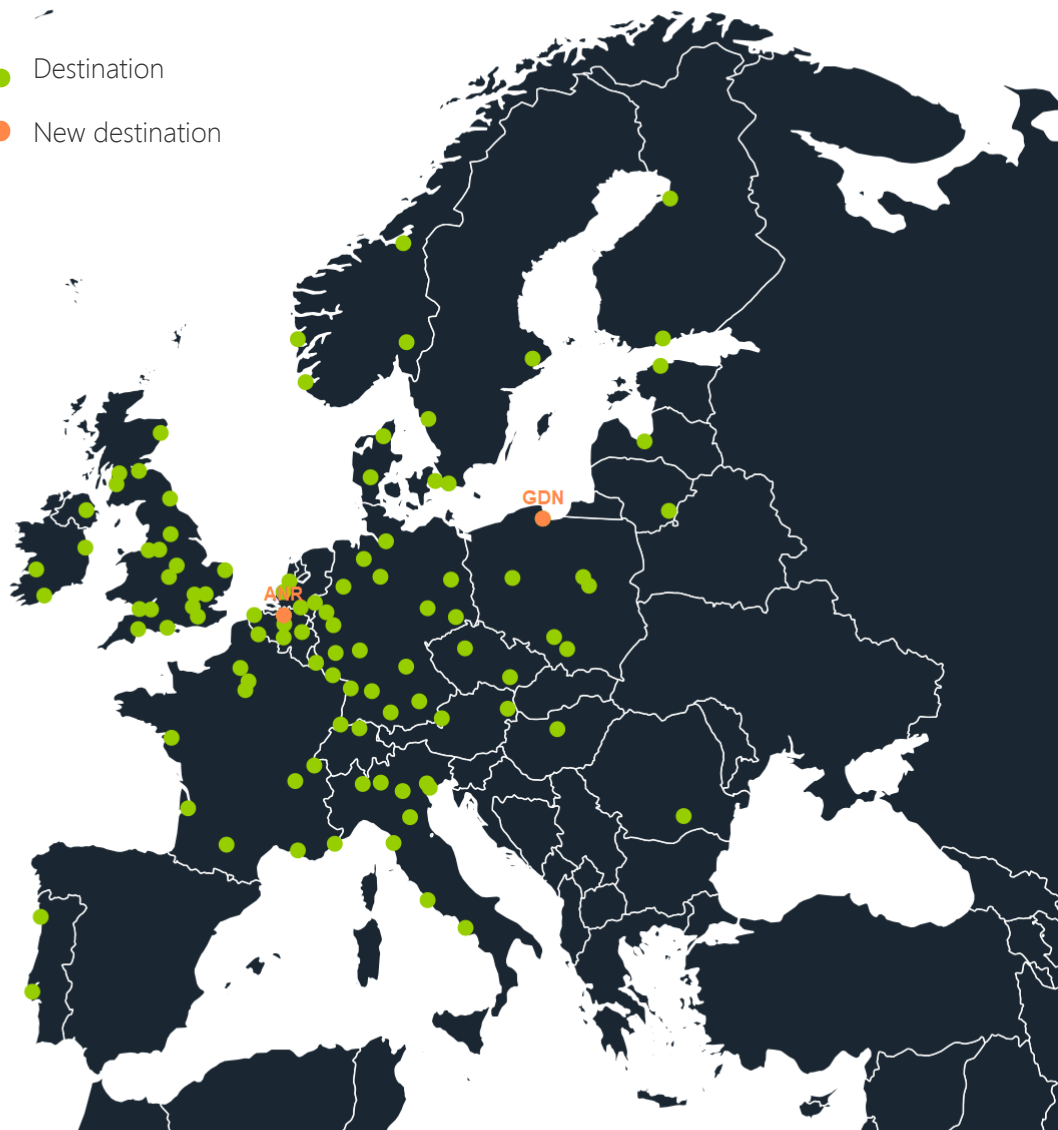
 Share
90,2 %

 Destinations
103

 Routes
217

Top countries	Destinations
United Kingdom	20
Germany	18
France	10
Italy	9
Belgium	5

 Destination
 New destination



Source:
Aena. Provisional non-audited data 2023 (round trip)
Destination: airport pair. Route is destination by airline

Destination: +5,000 pax/2023
New destination: +5,000 pax/2023 and -1,000 pax/2022

Route map · Africa · 2023

Tenerife South



Pax

58K



Share

0,5 %



Destinations

3



Routes

2

- Destination
- New destination



Top countries

Destinations

Morocco	2
Cape Verde	1

Source:

Aena. Provisional non-audited data 2023 (round trip)

Destination: airport pair. Route is destination by airline

Destination: +5,000 pax/2023

New destination: +5,000 pax/2023 and -1,000 pax/2022

Passenger profile

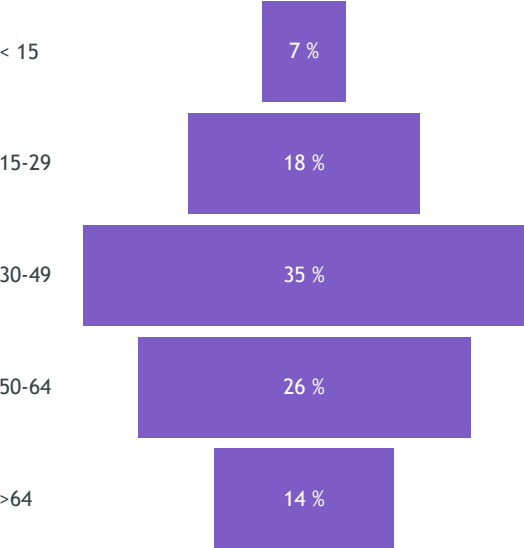
Tenerife South



Gender



Age



Reason for travelling



4 %

Business



86 %

Holidays



8 %

VFR



2 %

Other

Residence

8% TFS apt. province



5 %

Rest of Spain

87 %

Foreign

Nationality



11 %

Spain

89 %

Foreign

Source:

Aena surveys (sample=3,160)

Data collected from November 23 to 30, 2022

Expansion: Departing commercial passengers in 2023

Capacity **12 M** passenger

Summer 24

		Arrivals	Departures
Terminal capacity	Pax/H	3,000	3,000
		Arrivals	Departures
Runway capacity	21	21	Total 33



⇒ **Commercial aviation parking stands: 42**

⇒ **Air bridge: 10**

- 1 A-320-NEO

7 A-321-NEO

7 A-330-300

3 B-737-800

9 B-737-800MAX

8 B-737-900MAX
- 1 B-747-400

3 B-767-300

3 B-777-300

5 General Aviation

- ⇒ Altitude (reference point): 64 m
- ⇒ **Code OACI: GCTS** ⇒ Reference temperature: 28°C
- ⇒ **Code IATA: TFS** ⇒ Service timetable (UTC): H-24
- ⇒ Fire category: 9

Runway:

- ⇒ 07/25 (3,200 x 45 m)

Source:
AIP Spain (last available)
AECFA (Summer 24)
DORA 2022-2026

Infrastructures & facilities

Tenerife South



Terminal building



1
Runway
CAT I



118
Check-in counters



1 (861 m²)
VIP lounge



Security
personnel



26
Boarding
gates



44
Parking places
10
Boarding airbridges



15 (4,063 m²)
Restaurants and
cafeterias



H-24



15
Baggage reclaim
carousel



2,519
Parking offer



20 (4,145 m²)
Shops and duty
free



Wifi area



Passengers info



Luggage trolleys



Car hire



Tax refunds



Banking services



Meet & Assist



Vending machines



Lost and Found



Luggage services



Accessibility for PMR



Special needs passengers



First aid



Families



Fast lane



The airport is focused on having the best image possible. Tenerife South Airport **has implemented an Integrated Quality and Environmental Management System, certified according to ISO 9001 and ISO 14001 standards.**

By the end of 2003 the airport is in the European EMAS register, that promotes the improvement of environmental performance.



The airport got **‘The Voice of the customer’** recognition by **ACI World** in 2021.

The Airport gained recognition from the **Premio Solidario ONCE Canarias** (ONCE Canarias Charity Prize), under the Public Administration Level category, for offering an appropriate quality of service to people with reduced mobility in 2018.

Tenerife South Airport was **certified by the Spanish Aviation Agency (AESA), according to EU 139/2014 regulation.**



As part of the environmental initiative the airport has implemented efficient energetic actions focused on reduction of CO₂ emissions.



Yearly **quality surveys** for airlines and passengers are carried out in order to monitor their perception of the airport services.

Our commitment with sustainability

Tenerife South



AENA and the Sustainable Development Goals



Towards Sustainable Development

We guarantee sustainable consumption modalities

We generate a sustainable economic growth

We promote diversity and social inclusion

We strengthen partnerships to achieve sustainable goals

We protect the environment and fight against climate change

 [Climate Action Plan](#)



More significant targets and projects

2026

CARBON NEUTRALITY
with offsetting

CARBON NEUTRAL AIRPORTS  **2026**

2026

Carbon neutral accreditation
Level 4+ in 2026 and Level 5+ in 2030 at the main airports



2030

NET ZERO carbon

NET ZERO CARBON 



Renewable energy

- Photovoltaic plan
- 100% purchase electricity through renewable energy guarantees of origin



Sustainable mobility

- Charging points for electric vehicles
- Eco-cars fleet plan



Climate Action Plan

- It includes appropriate management, monitoring and communication mechanisms



Member of
Dow Jones Sustainability Indices
Powered by the S&P Global CSA

FTSE4 Good Index

The analyst FTSE Russell assesses Aena Annually in terms of sustainability, having obtained a 5 out of 5 for its ESG performance in 2023.

Dow Jones Sustainability Index

Aena scored 75 points in the environmental category and 72 points in the social category (out of 100), making it the fourth most sustainable company globally in the transportation and infrastructure sector.



UN Global Compact

Aena has adhered to the Global Compact by supporting its ten principles since 2017.



Climate Leaders

Aena made it onto the "Europe's Climate Leaders 2023" list, compiled by the Financial Times, securing the top spot in Spain's transportation sector.

Aena was in 2021 the first company in Spain and one of the first around the world to inform shareholders yearly of its strategy against climate change from its Climate Action Plan.

Incentives & marketing support

Tenerife South



Incentives and discounts



Business opportunities

A very diverse programme of rate incentives for airlines



 [Incentives and discounts](#)



Marketing Support



Marketing

Marketing campaigns to promote new routes



 [Marketing Support](#)



Thank you



Company committed to the United Nations
Sustainable Development Goals (SDGs)



AGENDA
2030