

La Palma Airport

2023

La Palma



Aena Spanish Airports
(excluding MCV, QSA, SBO exclusive for GA)

Highlights 2019 · 2023

La Palma



2019

2022

2023



Pax

1,5M

% Var. previous year

4,5 %

1,3M

% Var. 23-22

4,7 %

1,4M

% Var. 23-19

-7,7 %



Ops

23K

% Var. previous year

2,6 %

21K

% Var. 23-22

9,2 %

23K

% Var. 23-19

2,6 %



Cargo*

466K

% Var. previous year

-17,6 %

298K

% Var. 23-22

-5,9 %

280K

% Var. 23-19

-39,8 %

Source:

Aena. Provisional non-audited data 2023 (round trip)

* Kilograms

Highlights 2023

La Palma



 Avg. pax / week

26K

Avg. ops / week 

446



Countries *

6



Destinations

19



Airlines *

11



Routes *

23

Domestic

10

International

13



Pax profile

26% business

· Residence ·

63% SPC apt. province

21% rest of Spain 

16% foreign 



Info

· Runway cap. ·

Ops. dep: 8

Ops. arr: 8

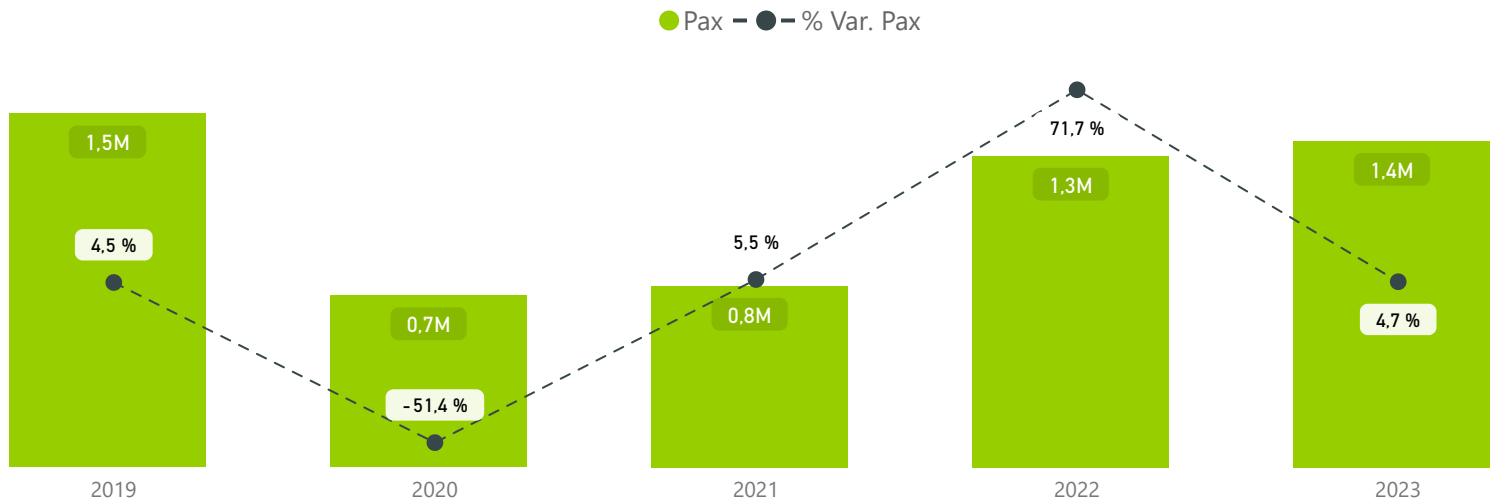
Total ops: 12

Sources:

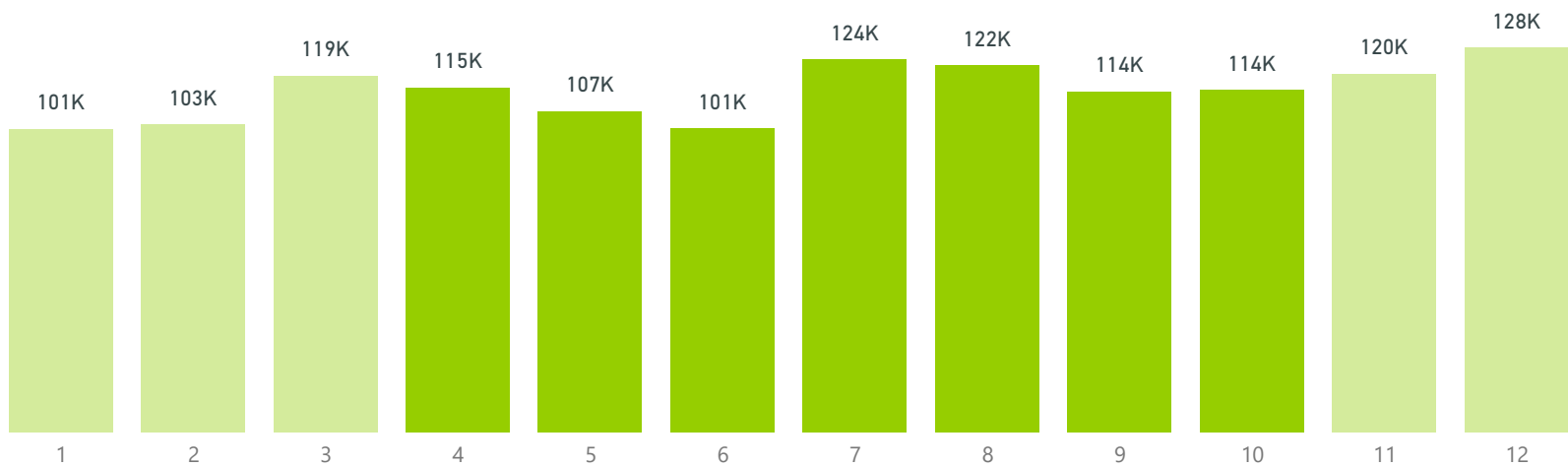
* + 5,000 pax/year. Aena. Provisional non-audited data 2023 (round trip)

Aena surveys

Annual traffic evolution



Monthly traffic evolution · 2023



Source:

Aena. Provisional non-audited data 2023 (round trip)

58 %
Summer season

Traffic statistics 2023

La Palma



Traffic distribution

International



Total countries *


5



12%

164K international pax
-1,4 % Var. 23-22

Domestic

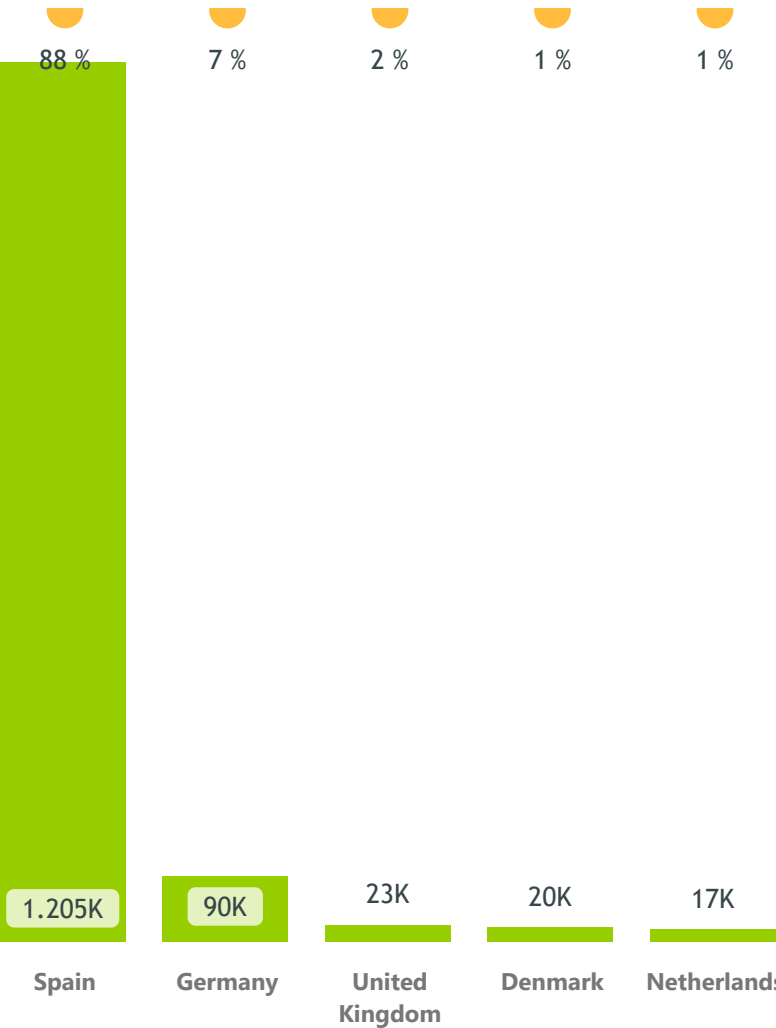


88%

1,2M domestic pax
5,6 % Var. 23-22

Main countries *

market share
pax

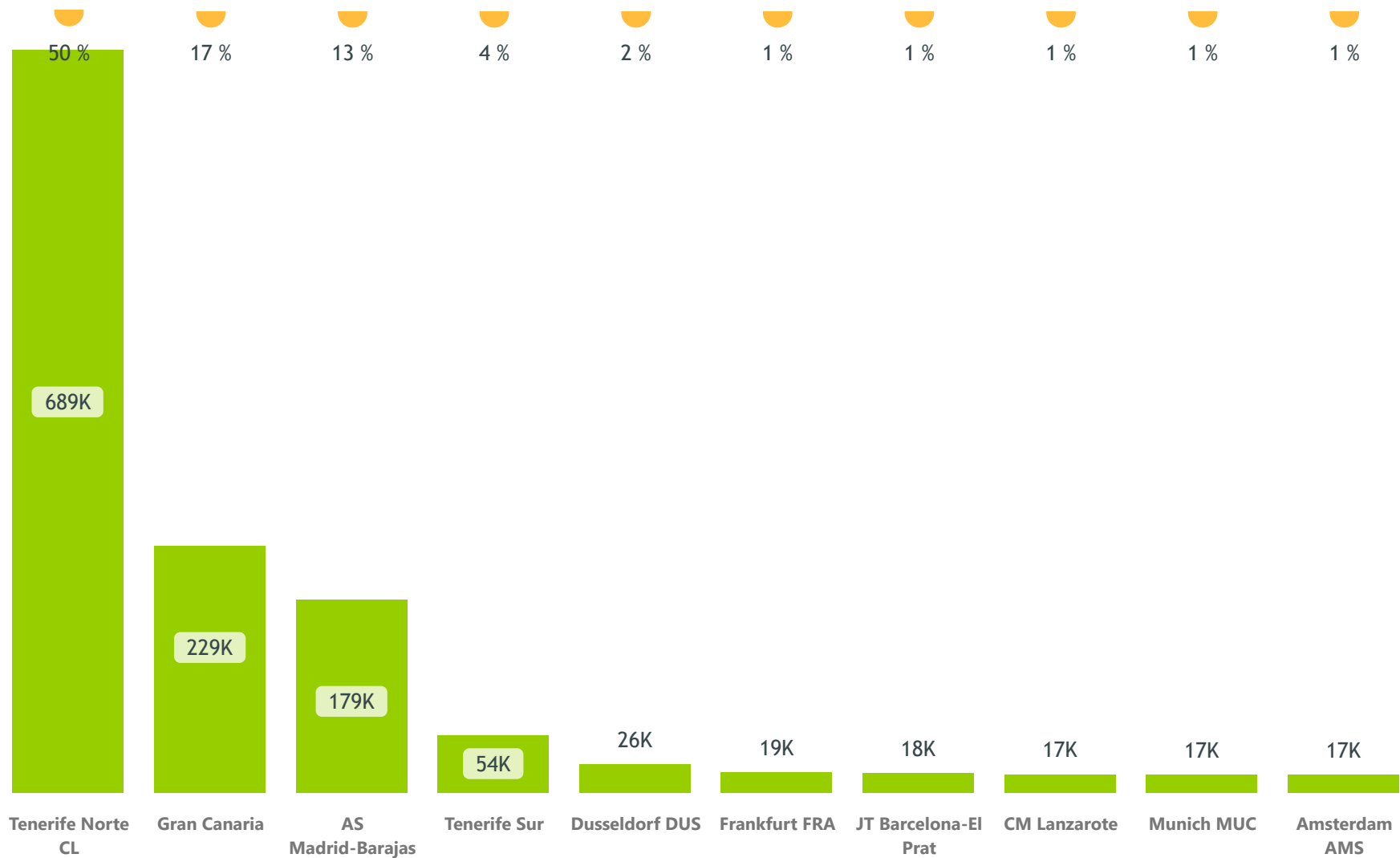


Source:

* + 5,000 pax/year. Aena. Provisional non-audited data 2023 (round trip)

Main destinations *

market share
pax



Source:

* + 5,000 pax/year. Aena. Provisional non-audited data 2023 (round trip)

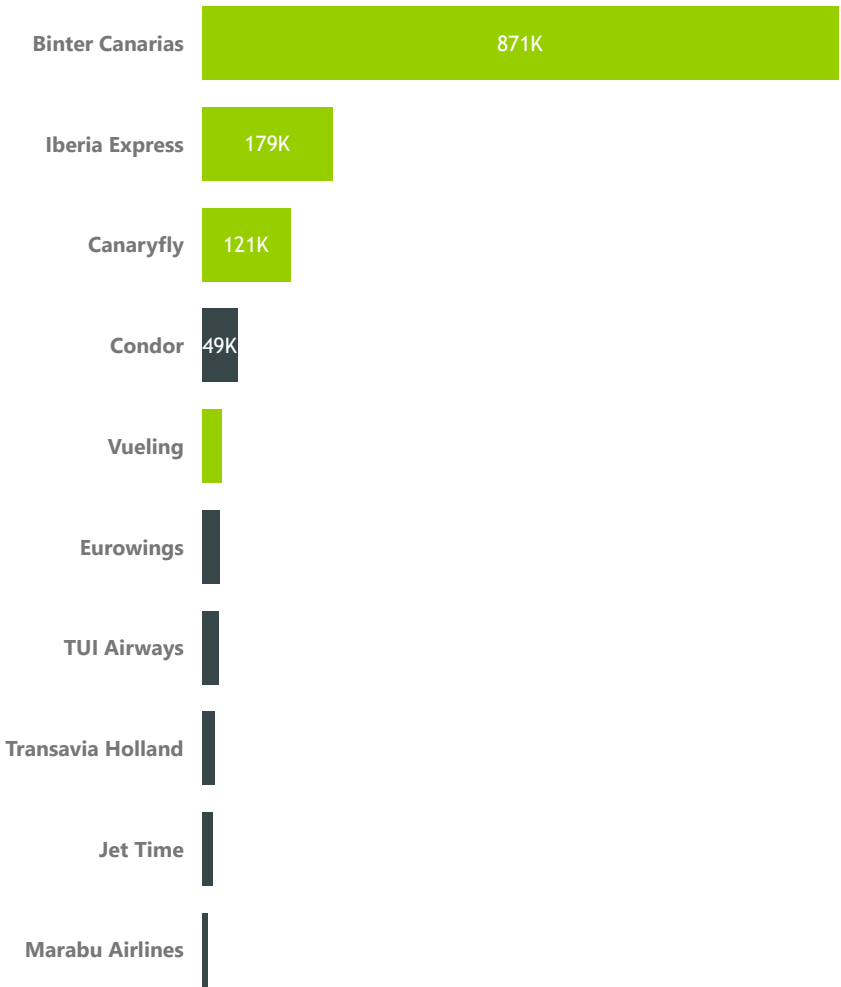
Traffic statistics 2023

La Palma



Main airlines *

● Domestic ● International



Airline	Pax	% Var. 23-22	Share	Routes *
Binter Canarias	871.347	14 %	64 %	5
Iberia Express	178.786	19 %	13 %	1
Canaryfly	120.589	3 %	9 %	2
Condor	49.883	-9 %	4 %	4
Vueling	26.682	-18 %	2 %	2
Eurowings	23.649	34 %	2 %	3
TUI Airways	23.333	-2 %	2 %	2
Transavia Holland	16.484	55 %	1 %	1
Jet Time	14.298	286 %	1 %	1
Marabu Airlines	7.725	0 %	1 %	1

Airlines

11



Charter

4 %

51K

Pax

Source:

* + 5,000 pax/year. Aena. Provisional non-audited data 2023 (round trip)

Route map · Domestic · 2023

La Palma



Pax

1,2M



Destination



New destination



Share

88,0 %



Destinations

8



Routes

10



Source:

Aena. Provisional non-audited data 2023 (round trip)

Destination: airport pair. Route is destination by airline

Destination: +5,000 pax/2023

New destination: +5,000 pax/2023 and -1,000 pax/2022


Route map · Europe · 2023

La Palma





 Pax
164K

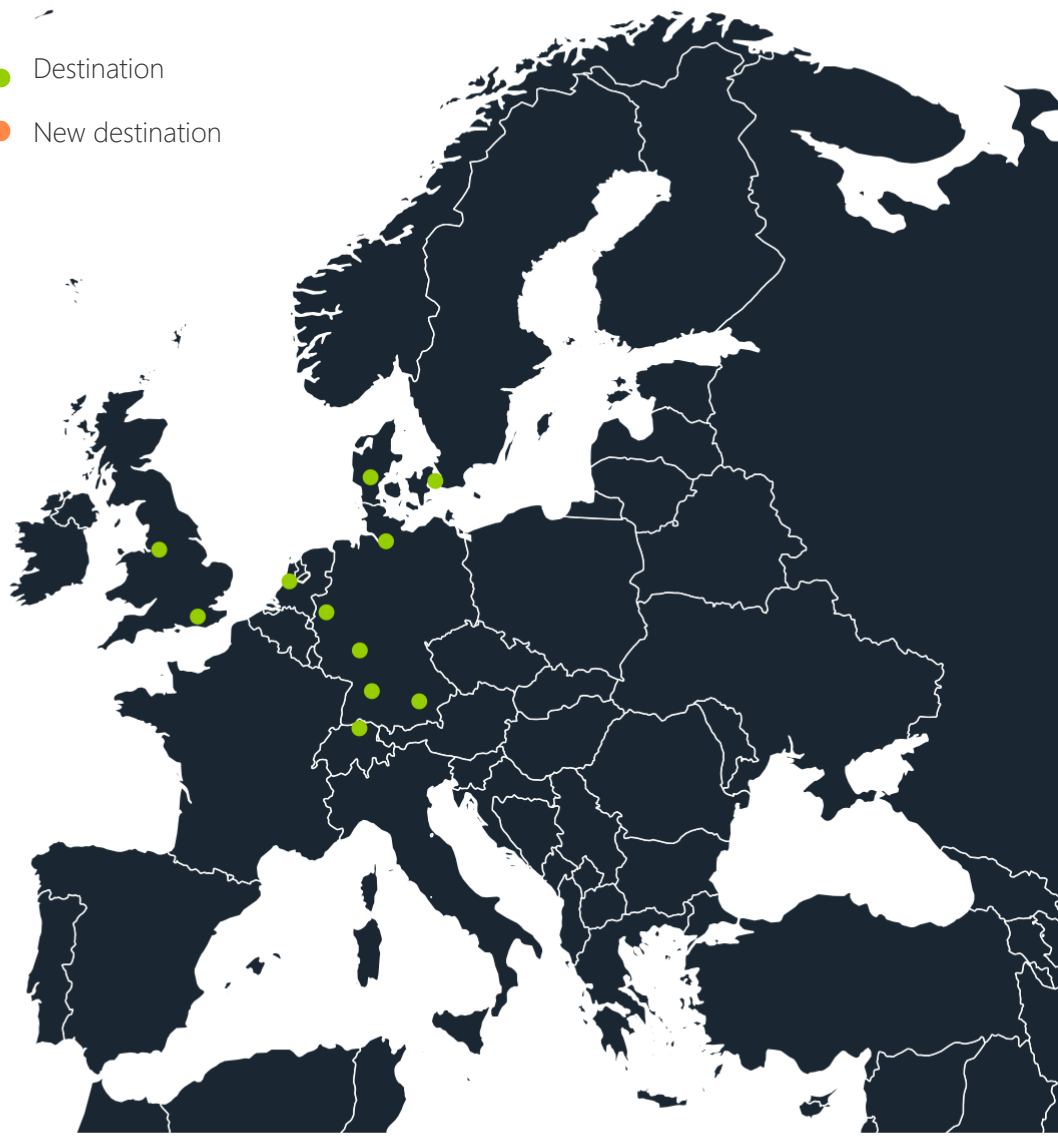
 Share
12,0 %

 Destinations
11

 Routes
13

Top countries	Destinations
Germany	5
Denmark	2
United Kingdom	2
Netherlands	1
Switzerland	1

 Destination
 New destination



Source:
Aena. Provisional non-audited data 2023 (round trip)
Destination: airport pair. Route is destination by airline

Destination: +5,000 pax/2023
New destination: +5,000 pax/2023 and -1,000 pax/2022

Passenger profile

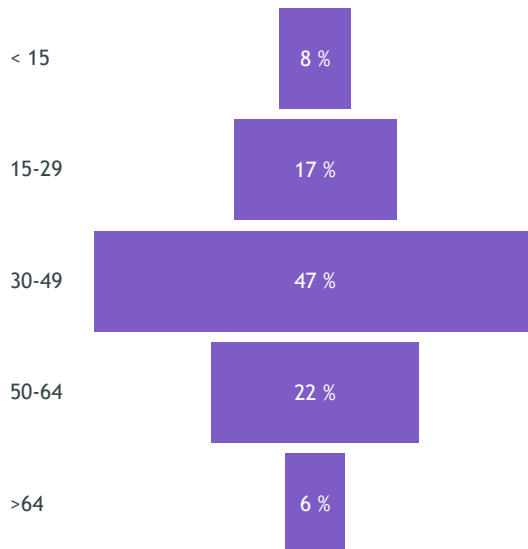
La Palma



Gender



Age



Reason for travelling



Residence

63% SPC apt. province



21 %
Rest of Spain

16 %
Foreign

Nationality



81 %
Spain

19 %
Foreign

Source:

Aena surveys (sample=1,282)

Data collected from March 15 to 22, 2018

Expansion: Departing commercial passengers in 2023

Capacity **2,5 M** passenger

Summer 24

Terminal capacity	Pax/H	Arrivals	Departures	
		1,400 225 No Sch	960 720 No Sch	
Runway capacity	Ope/H	Arrivals	Departures	Total
		8	8	12



⇒ Commercial aviation parking stands: 12

8	A-321
1	A-330-300
1	B-757-300
1	B-767-300
1	B-767-400
1	Helicop.

- ⇒ **Code OACI: GCLA**
- ⇒ **Code IATA: SPC**

- ⇒ Altitude (reference point): 33 m
- ⇒ Reference temperature: 27°C
- ⇒ Service timetable (UTC): S: 07:00-20:30 (PS2 HR PPR)
W: 08:00-21:30 (PS2 HR PPR)
- ⇒ Fire category: 7 (can be upgraded to 8 if requested)

Runway:

- ⇒ 18/36: 18 (2,110 x 45 m)
36 (2,200 x 45 m)

Source:

AIP Spain (last available)
AECFA (Summer 24)
DORA 2022-2026

Infrastructures & facilities

La Palma





The airport is focused on having the best image possible. La Palma airport has implemented an **Integrated Quality and Environmental Management System**, certified according to **ISO 9001 and ISO 14001** standards.



The airport was named **Best Airport by Size and Region (under 5 million passenger in Europe)**, at the ASQ (Airport Service Quality) awards given by the Airports Council International (ACI) in 2022.



La Palma airport has received various **acknowledgements from the National Police Corps** for collaboration and support with several institutions.

La Palma airport was **certified by the Spanish Aviation Agency (AESA), according to EU 139/2014 regulation.**



Yearly **quality surveys** for airlines and passengers are carried out in order to monitor their perception of the airport services.

Our commitment with sustainability

La Palma



AENA and the Sustainable Development Goals



Towards Sustainable Development

[Climate Action Plan](#)



We guarantee sustainable consumption modalities

We generate a sustainable economic growth

We promote diversity and social inclusion

We strengthen partnerships to achieve sustainable goals

We protect the environment and fight against climate change



Member of
Dow Jones Sustainability Indices
Powered by the S&P Global CSA



FTSE4 Good Index

The analyst FTSE Russell assesses Aena Annually in terms of sustainability, having obtained a 5 out of 5 for its ESG performance in 2022.

Dow Jones Sustainability Index

Aena scored 75 points in the environmental category and 72 points in the social category (out of 100), making it the fourth most sustainable company globally in the transportation and infrastructure sector.

UN Global Compact

Aena has adhered to the Global Compact by supporting its ten principles since 2017.

Climate Leaders

Aena made it onto the "Europe's Climate Leaders 2023" list, compiled by the Financial Times, securing the top spot in Spain's transportation sector.

More significant targets and projects

2026

CARBON NEUTRALITY
with offsetting

CARBON NEUTRAL AIRPORTS **2026**

2026

Carbon neutral accreditation Level 3+ and Level 4+ in main airports



2040

NET ZERO carbon

NET ZERO CARBON **2040**



Renewable energy

- Photovoltaic plan
- 100% purchase electricity through renewable energy guarantees of origin



Sustainable mobility

- Charging points for electric vehicles
- Eco-cars fleet plan



Climate Action Plan

- It includes appropriate management, monitoring and communication mechanisms

Aena was in 2021 the first company in Spain and one of the first around the world to inform shareholders yearly of its strategy against climate change from its Climate Action Plan.

Incentives & marketing support

La Palma



Incentives and discounts



Business opportunities

A very diverse programme of rate incentives for airlines



[!\[\]\(f95dab70c751fda7d824b8b03650f7aa_img.jpg\) Incentives and discounts](#)



Marketing Support



Marketing

Marketing campaigns to promote new routes



[!\[\]\(9db214d549b9aeebe72aa11d3a5c4b1a_img.jpg\) Marketing Support](#)



Thank you



Company committed to the United Nations
Sustainable Development Goals (SDGs)



AGENDA
2030