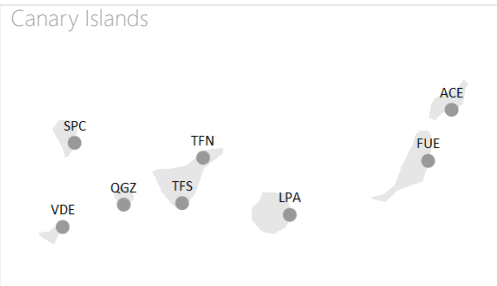


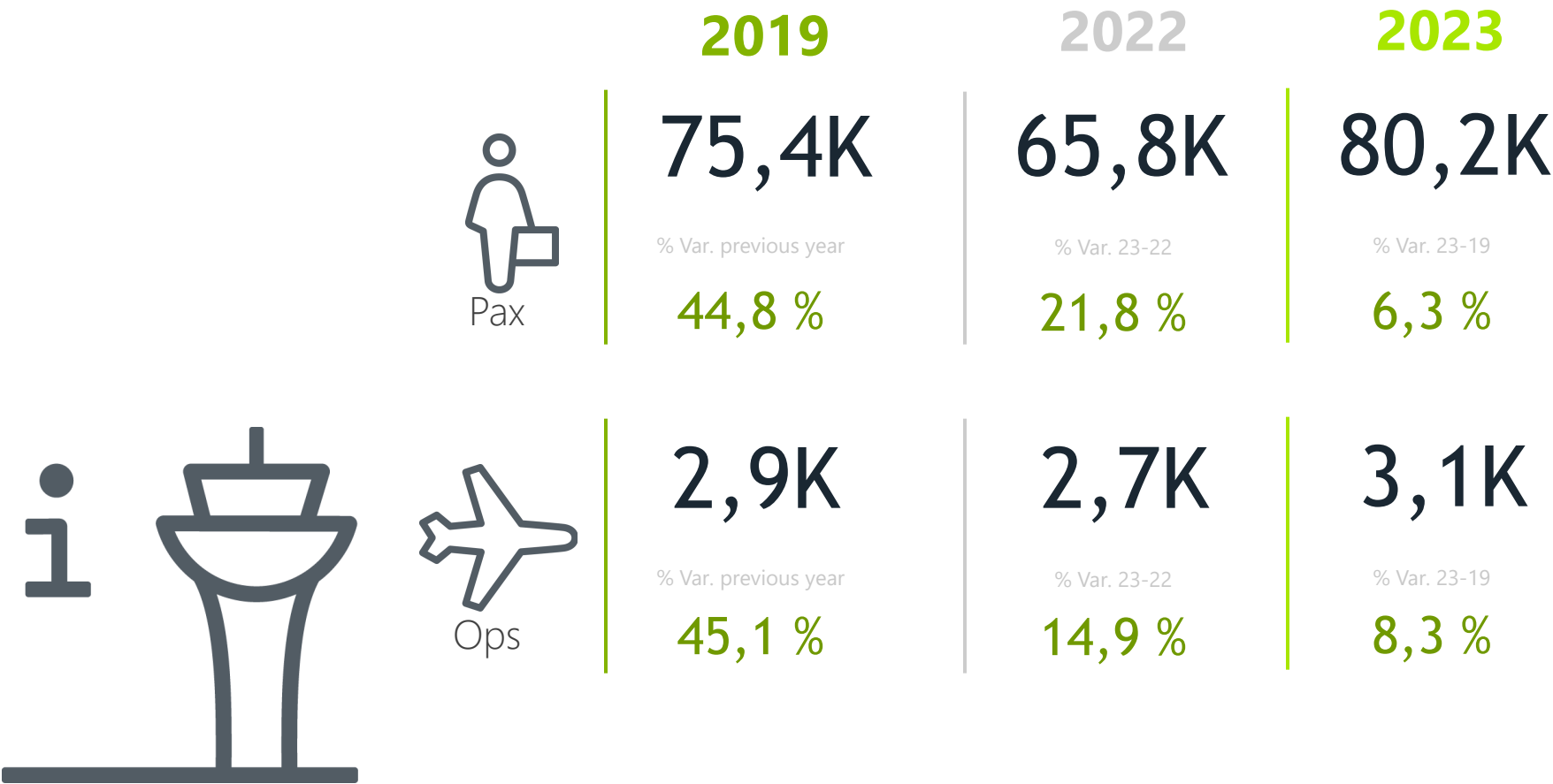
# Badajoz Airport

## 2023

# Badajoz



Aena Spanish Airports  
(excluding MCV, QSA, SBO exclusive for GA)




Source:  
Aena. Provisional non-audited data 2023 (round trip)

# Highlights 2023


Badajoz



 Avg. pax / week  
**1,5K**

Avg. ops / week   
**60**

  
Countries \*

**1**  
 Destinations  
2

  
Airlines \*

**1**



**2**  
Domestic  
2



Pax profile

29% holidays

· Residence ·

27% BJZ apt. province

64% rest of Spain 

9% foreign 



Info

· Runway cap. ·

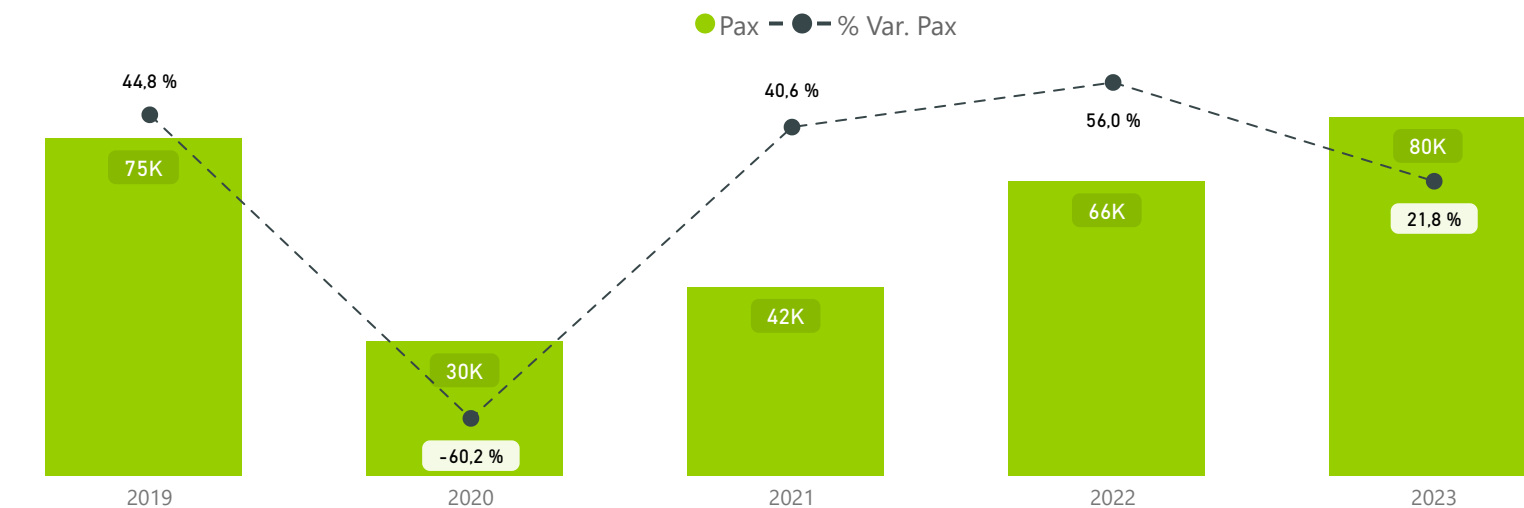
Total ops: 2

## Sources:

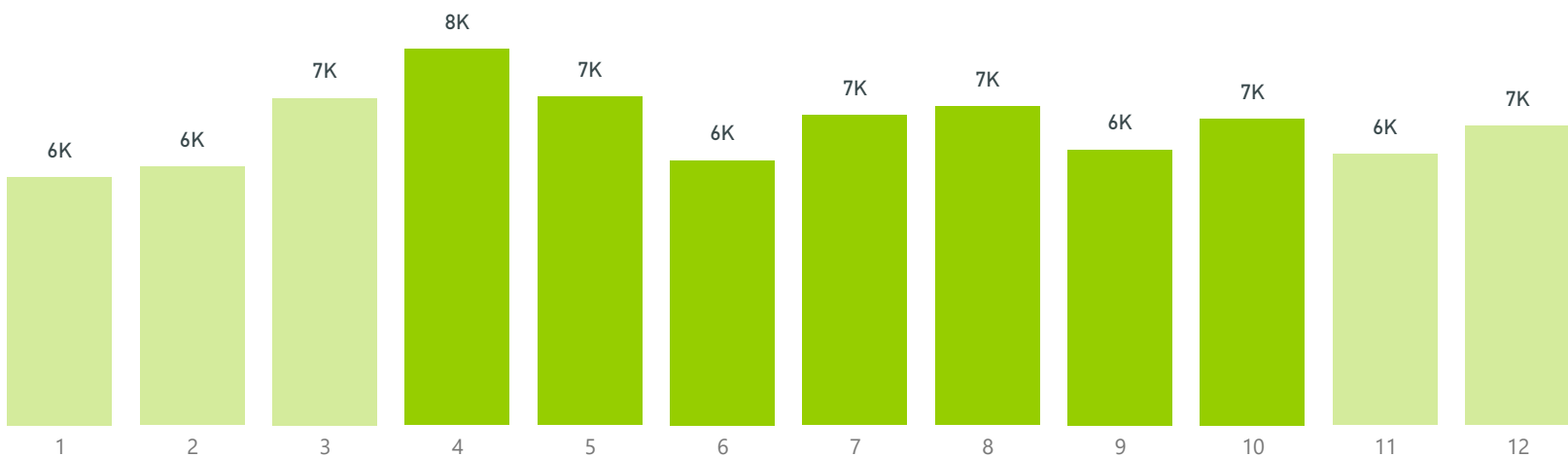
\* + 5,000 pax/year. Aena. Provisional non-audited data 2023 (round trip)

Aena surveys

## Annual traffic evolution



## Monthly traffic evolution · 2023



Source:  
Aena. Provisional non-audited data 2023 (round trip)

61 %  
Summer season

# Traffic statistics 2023

Badajoz



## Traffic distribution

International




Total countries \*



3%

2K international pax  
39,7 % Var. 23-22

Domestic



97%

78K domestic pax  
21,4 % Var. 23-22

## Main destinations\*

market share  
pax



Airline	Pax	% Var. 23-22	Share	Routes *
Air Nostrum	76.009	19 %	95 %	2

Airlines

1



Charter

4 %

3K

Pax

Source:

\* + 5,000 pax/year. Aena. Provisional non-audited data 2023 (round trip)

# Route map · Domestic · 2023

Badajoz



Pax

78K



Destination



New destination



Share

97,4 %



Destinations

2



Routes

2

Canary Islands

## Source:

Aena. Provisional non-audited data 2023 (round trip)

Destination: airport pair. Route is destination by airline

Destination: +5,000 pax/2023

New destination: +5,000 pax/2023 and -1,000 pax/2022

# Passenger profile

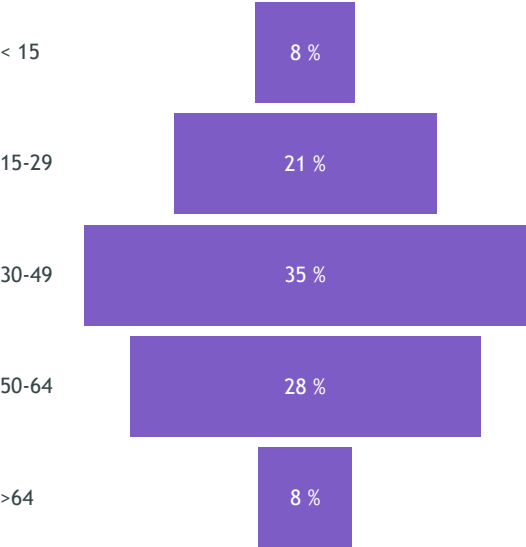
Badajoz




## Gender




## Age



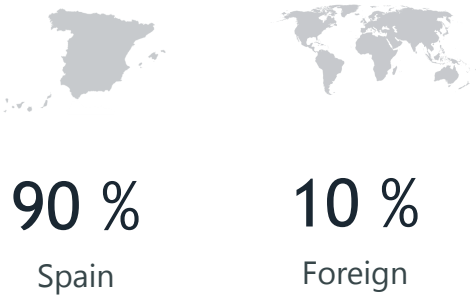
## Reason for travelling



## Residence



## Nationality



Source:  
Aena surveys EMMA 2023 (sample=112)  
Expansion: Departing commercial passengers in 2023



Capacity **300,000** passenger

### Summer 24

Terminal capacity	Pax/H	Arrivals	Departures
		170	170

Runway capacity	Ope/H	Total
		2

### ⇒ Commercial aviation parking stands: 6

2	B-737	1	CRJ-200
3	ATR-72		



⇒ **Code OACI: LEBZ**

⇒ **Code IATA: BJZ**

⇒ Altitude (reference point): 185 m

⇒ Reference temperature: 35°C

⇒ Service timetable (UTC):

S: 06:30-18:00

W: 07:30-19:00

⇒ Fire category: 7

**Runway: 13/31 (2,852 x 60 m)**

Source:

AIP Spain (last available)  
AECFA (Summer 24)  
DORA 2022-2026



Terminal building



1  
Runway  
CAT I



9  
Check-in counters



Security  
personnel



3  
Boarding  
gates



6  
Parking places



1 (258 m<sup>2</sup>)  
Restaurant and  
cafeteria



S: 06:30-18:00  
W: 07:30-19:00



2  
Baggage reclaim  
carousel



268  
Parking offer



Wifi area



Passengers info



Luggage trolleys



Car hire



Lost and Found



Luggage services



Accessibility for PMR



Special needs passengers



According to RD 862/2009 Badajoz Airport is a **Certified Airport** by the Aviation Safety State Agency.



Yearly **quality surveys** for airlines are carried out in order to monitor their perception of the airport services.

# Our commitment with sustainability

Badajoz



## AENA and the Sustainable Development Goals



We guarantee sustainable consumption modalities

We generate a sustainable economic growth

We promote diversity and social inclusion

We strengthen partnerships to achieve sustainable goals

We protect the environment and fight against climate change



Towards Sustainable Development

 [Climate Action Plan](#)



## More significant targets and projects

2026

**CARBON NEUTRALITY**  
with offsetting

**CARBON NEUTRAL AIRPORTS**  **2026**

2026

**Carbon neutral accreditation**  
Level 4+ in 2026 and Level 5+ in 2030 at the main airports



2030

**NET ZERO carbon**

**NET ZERO CARBON** 



### Renewable energy

- Photovoltaic plan
- 100% purchase electricity through renewable energy guarantees of origin



### Sustainable mobility

- Charging points for electric vehicles
- Eco-cars fleet plan



### Climate Action Plan

- It includes appropriate management, monitoring and communication mechanisms



Member of  
**Dow Jones Sustainability Indices**  
Powered by the S&P Global CSA



### FTSE4 Good Index

The analyst FTSE Russell assesses Aena Annually in terms of sustainability, having obtained a 5 out of 5 for its ESG performance in 2023.

### Dow Jones Sustainability Index

Aena scored 75 points in the environmental category and 72 points in the social category (out of 100), making it the fourth most sustainable company globally in the transportation and infrastructure sector.

### UN Global Compact

Aena has adhered to the Global Compact by supporting its ten principles since 2017.

### Climate Leaders

Aena made it onto the "Europe's Climate Leaders 2023" list, compiled by the Financial Times, securing the top spot in Spain's transportation sector.

Aena was in 2021 the first company in Spain and one of the first around the world to inform shareholders yearly of its strategy against climate change from its Climate Action Plan.



## Incentives and discounts



Business  
opportunities

A very diverse programme  
of rate incentives for airlines



 [Incentives and discounts](#)



## Marketing Support



Marketing

Marketing campaigns  
to promote new routes



 [Marketing Support](#)



# Thank you



Company committed to the United Nations  
Sustainable Development Goals (SDGs)



AGENDA  
**2030**