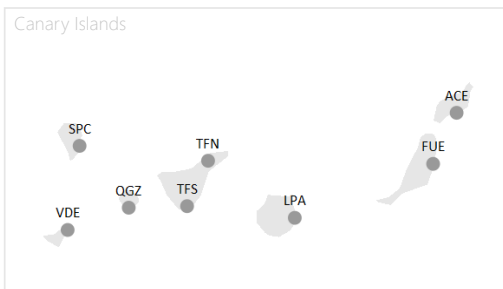


Alicante-Elche MH Airport

2023

Alicante-Elche MH



Aena Spanish Airports
(excluding MCV, QSA, SBO exclusive for GA)

Highlights 2019 · 2023

Alicante-Elche MH



2019

2022

2023



Pax

15,0M

% Var. previous year

7,6 %

13,2M

% Var. 23-22

19,2 %

15,7M

% Var. 23-19

4,6 %



Ops

101K

% Var. previous year

4,8 %

90K

% Var. 23-22

11,6 %

101K

% Var. 23-19

-0,9 %



Cargo*

4,0M

% Var. previous year

0,5 %

4,6M

% Var. 23-22

-3,9 %

4,5M

% Var. 23-19

10,6 %

Source:

Aena. Provisional non-audited data 2023 (round trip)

* Kilograms

Highlights 2023

Alicante-Elche MH



 Avg. pax / week

302,8K

Avg. ops / week 

1.934



Countries *

25



Destinations

124

Destinations

6

New Destinations



Airlines *

34



Routes *

200

Domestic

24

International

176



Pax profile

68% holidays

· Residence ·

22% ALC apt. province

18% rest of Spain 

60% foreign 



Info

H24 airport

· Runway cap. ·

Ops. dep: 19

Ops. arr: 19

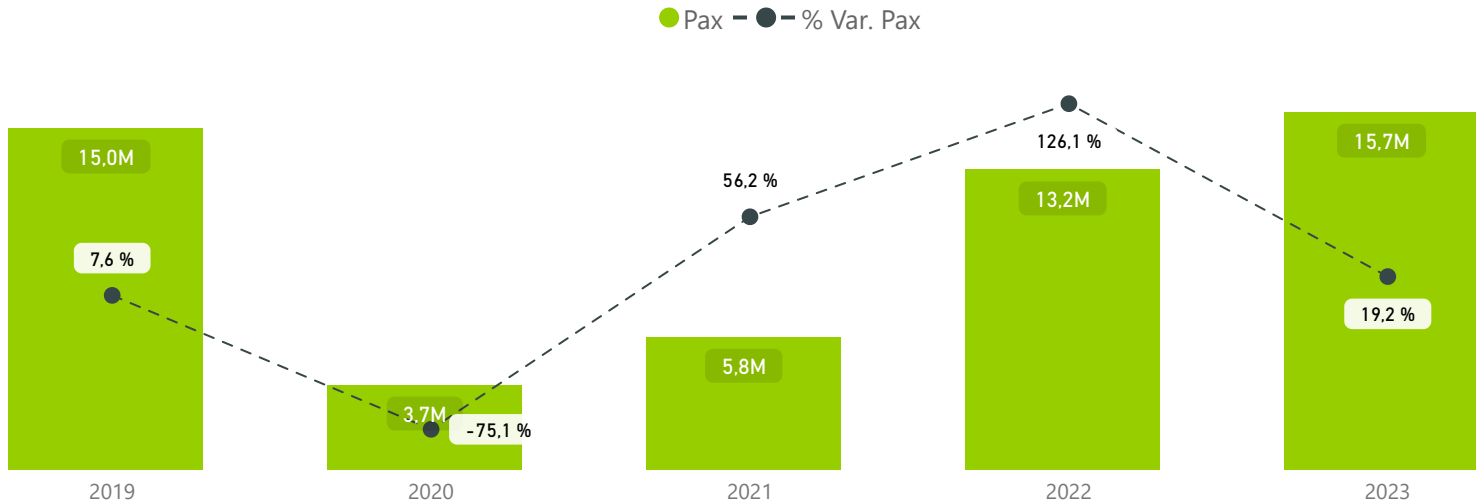
Total ops: 36

Sources:

* + 5,000 pax/year. Aena. Provisional non-audited data 2023 (round trip)

Aena surveys, INE 2023 and Google maps

Annual traffic evolution



Monthly traffic evolution · 2023



Source:

Aena. Provisional non-audited data 2023 (round trip)

70 %

Summer season

Traffic statistics 2023

Alicante-Elche MH



Traffic distribution

International



Total countries *

24



86%

13,5M international pax
20,4 % Var. 23-22

Domestic

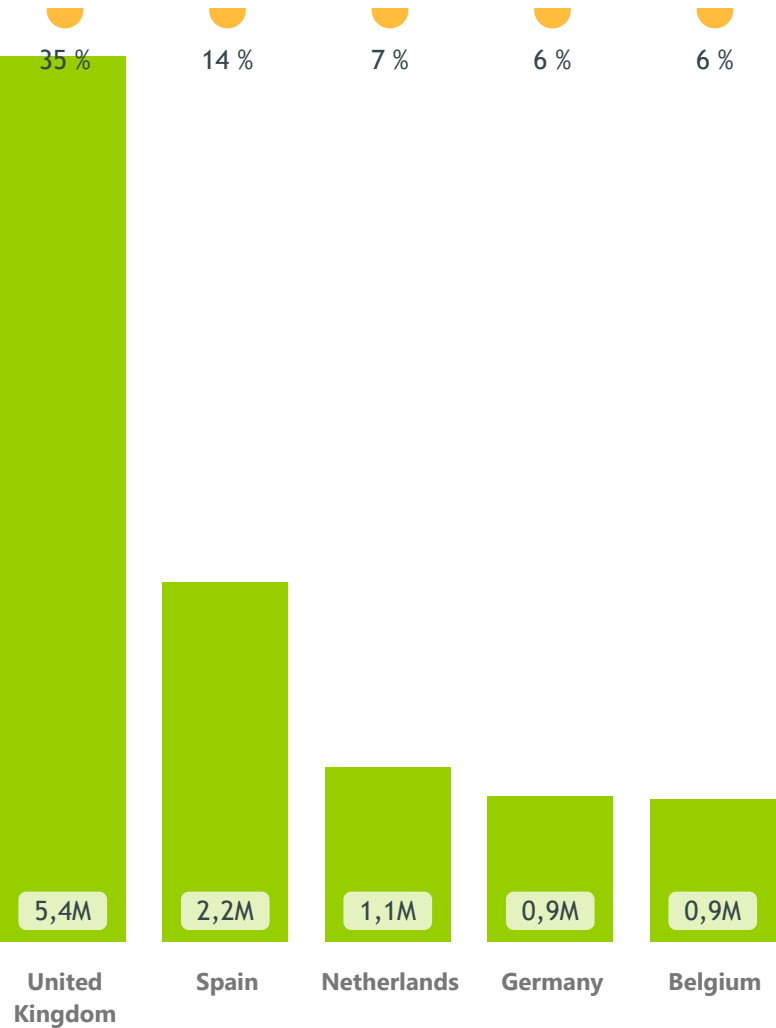


14%

2,2M domestic pax
12,8 % Var. 23-22

Main countries *

market share
pax

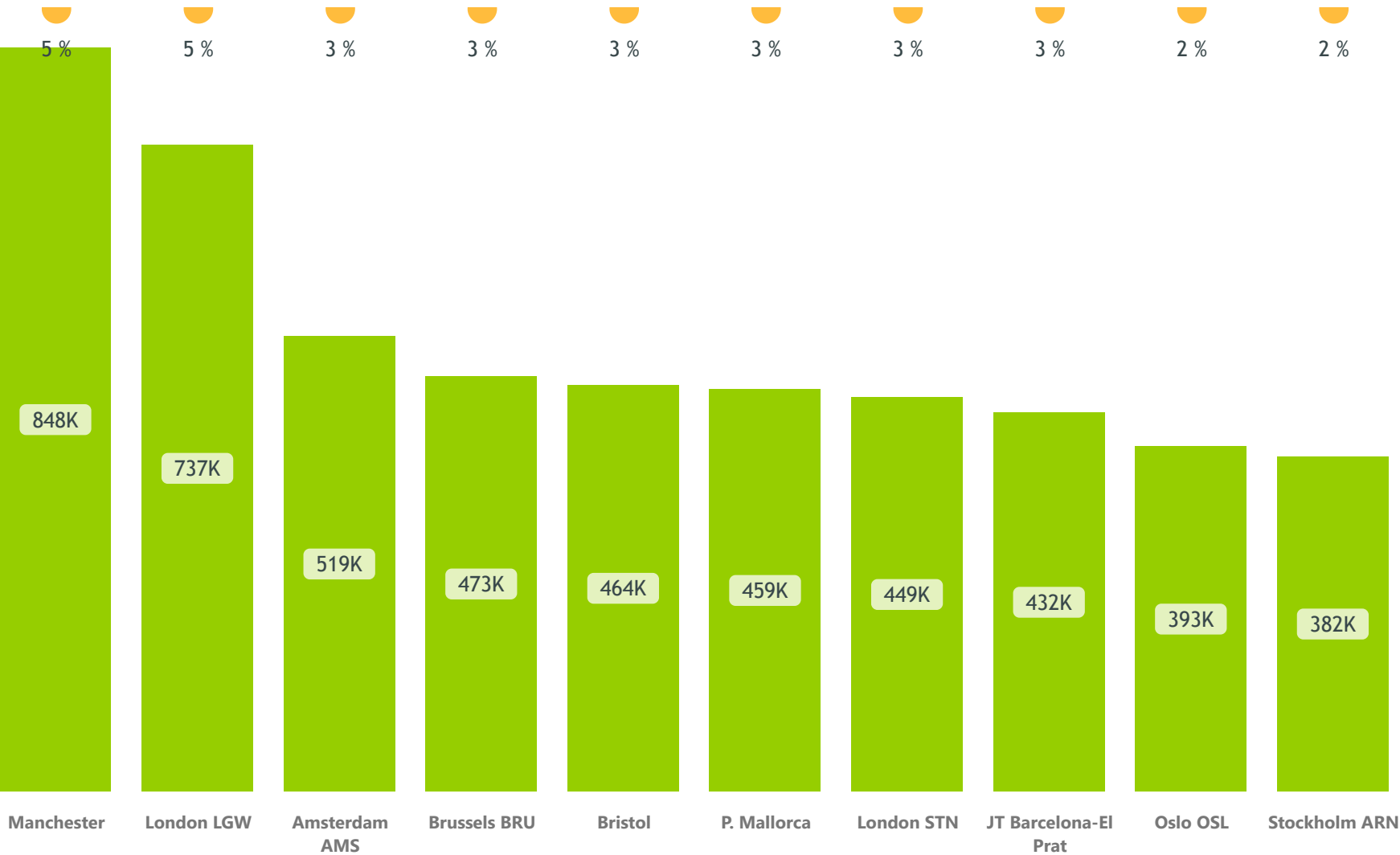


Source:

* + 5,000 pax/year. Aena. Provisional non-audited data 2023 (round trip)

Main destinations *

market share
pax

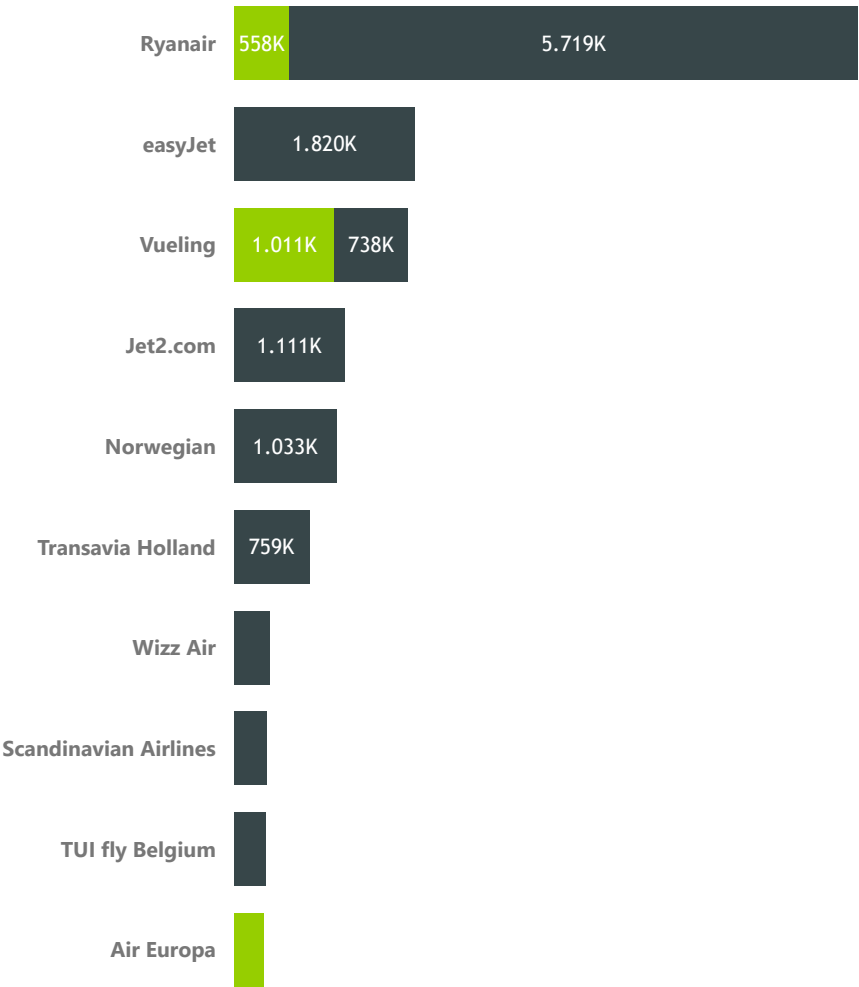


Source:

* + 5,000 pax/year. Aena. Provisional non-audited data 2023 (round trip)

Main airlines *

● Domestic ● International



Airline	Pax	% Var. 23-22	Share	Routes *
Ryanair	6.277.499	26 %	40 %	83
easyJet	1.819.852	22 %	12 %	12
Vueling	1.748.506	12 %	11 %	17
Jet2.com	1.112.072	8 %	7 %	10
Norwegian	1.033.885	28 %	7 %	12
Transavia Holland	758.785	22 %	5 %	4
Wizz Air	355.637	72 %	2 %	7
Scandinavian Airlines	326.678	3 %	2 %	7
TUI fly Belgium	322.487	-3 %	2 %	4
Air Europa	298.084	33 %	2 %	2

Airlines

34



Charter

2 %

254K

Pax

Source:

* + 5,000 pax/year. Aena. Provisional non-audited data 2023 (round trip)

Route map · Domestic · 2023

Alicante-Elche MH



Pax

2,2M



Share

14,0 %



Destinations

14



Routes

24

- Destination
- New destination



Source:

Aena. Provisional non-audited data 2023 (round trip)

Destination: airport pair. Route is destination by airline

Destination: +5,000 pax/2023

New destination: +5,000 pax/2023 and -1,000 pax/2022

Route map · Europe · 2023

Alicante-Elche MH



Pax

13,4M



Share

85,0 %



Destinations

105



Routes

171

Top countries

Destinations

United Kingdom	21
Germany	15
Norway	8
Belgium	5
Netherlands	4

- Destination
- New destination



Source:

Aena. Provisional non-audited data 2023 (round trip)

Destination: airport pair. Route is destination by airline

Destination: +5,000 pax/2023

New destination: +5,000 pax/2023 and -1,000 pax/2022

Route map · Africa · 2023

Alicante-Elche MH



Pax

150K



Destination



New destination



Share

1,0 %



Destinations

5



Routes

5

Top countries

Destinations

Morocco

3

Algeria

2



Source:

Aena. Provisional non-audited data 2023 (round trip)

Destination: airport pair. Route is destination by airline

Destination: +5,000 pax/2023

New destination: +5,000 pax/2023 and -1,000 pax/2022

Passenger profile

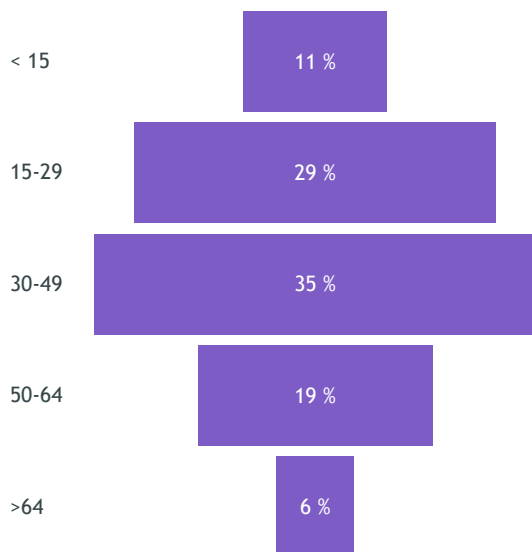
Alicante-Elche MH



Gender



Age



Reason for travelling



Residence

22% ALC apt. province



18 %
Rest of Spain

60 %
Foreign

Nationality



38 %
Spain

62 %
Foreign

Source:

Aena surveys (sample=3,465)

Data collected from September 1 to 7, 2022

Expansion: Departing commercial passengers in 2023

Capacity **19 M** passenger

Summer 23

Runway capacity		Arrivals	Departures	Total
	00:00 - 04:29	19	19	36
	04:30 - 05:59	19	19	36
	06:00 - 23:59	19	19	36

Terminal capacity		Arrivals	Departures
	Ope/H		17 Non Sch
	Pax/H	5.700 4.800 UE Non Sch 810 No UE no Sch	3,950



⇒ **Air bridges: 16**

⇒ **Commercial aviation parking stands: 38**

2	A-320	11	B-757-200
1	B-747-400	8	B-767-300
1	A-380-800	3	MD-11
		12	General Aviation
13	B-737-800MAX/A-321-NEO		

⇒ **Code OACI: LEAL**

⇒ **Code IATA: ALC**

⇒ Altitude (reference point): 43 m

⇒ Reference temperature: 31°C

⇒ Service timetable (UTC): H-24

⇒ Fire category: 9

Runway:

⇒ 10/28 (3,000 x 45 m)




Source:




AIP Spain (last available)
AECFA (Summer 23)
DORA 2022-2026

Infrastructures & facilities

Alicante-Elche MH



 Terminal building	 1 Runway CAT I	 84 Check-in counters 14 Self-service kiosks	 1 (1,028 m ²) VIP lounge
 Security personnel	 29 Boarding gates	 38 Parking places 16 Boarding airbridges	 19 (5,296 m ²) Restaurants and cafeterias
 H-24	 16 Baggage reclaim carousel	 3,718 Parking offer	 21 (4,227 m ²) Shops and duty free

 Wifi area	 Passengers info	 Luggage trolleys	 Car hire	 Tax refunds	 Banking services	 Meet & Assist	 Vending machines
 Lost and Found	 Luggage services	 Accessibility for PMR	 Special needs passengers	 Medical care	 Families	 Fast lane	

Quality, environment & awards

Alicante-Elche MH



The Alicante-Elche MH airport has implemented an **Integrated Quality and Environmental Management System**, certified according to **ISO 9001 and ISO 14001** standards as well as the requisites for being certified according to **ISO 20906 Unattended monitoring aircraft sound in the vicinity of airports**.



The airport was named **Best Airport by Size and Region (15-25 million passengers in Europe)** at the ASQ (Airport Service Quality) awards given by the Airports Council International (ACI) in 2022 and 2023.

Alicante-Elche MH airport receives the **Accessible Airport** award recognition by ACI in 2023 and **Universal Accessibility** Award by the CERMI.

The airport got **‘The Voice of the customer’** recognition by ACI World in 2021.

Alicante-Elche MH Airport was awarded with **Best Hygiene Measures by Region** (Europe) at the **ASQ Awards** given by the **Airports Council International (ACI)** in 2020.

Alicante-Elche MH Airport was named **Best Airport by Size and Region (5-15 million passengers in Europe)**, at the ASQ awards given by ACI in 2018 and 2019.

Various companies have rewarded the airport's work:

- **Best airport of Europe** in the "10 to 25 million passenger" category at the **XIII ACI Europe Award** in 2017.
- Airport with the most new airlines, **Anna.Aero** in July 2016.
- Alicante-Elche MH airport got the **City of Benidorm Tourism Award** in 2014.
- The airline **Jet2.com** rewarded **Alicante-Elche MH** Airport in 2012 for its contribution to safety in all operational processes.
- The Alicante-Elche MH airport **new terminal received an award** to the best public works of the province in 2011.
- Alicante-Elche MH airport was certified by the Spanish Aviation Agency (AESA), according to EU139/2014 regulation.

Alicante-Elche MH airport received an award in 2011 for the maintenance of AENOR certification in environmental management and quality systems.



Alicante-Elche MH airport has **Level 2 certification** under ACI Europe's Airport Carbon Accreditation Programme for the measurement of its reduced carbon footprint.

As part of the environmental initiatives that Alicante-Elche MH airport is implementing, it has installed photovoltaic modules.



Yearly **quality surveys** for airlines and passengers are carried out in order to monitor their perception of the airport services.

Our commitment with sustainability

Alicante-Elche MH



AENA and the Sustainable Development Goals



Towards Sustainable Development

We guarantee sustainable consumption modalities

We generate a sustainable economic growth

We promote diversity and social inclusion

We strengthen partnerships to achieve sustainable goals

We protect the environment and fight against climate change



Member of
Dow Jones Sustainability Indices
Powered by the S&P Global CSA

FTSE4 Good Index

The analyst FTSE Russell assesses Aena Annually in terms of sustainability, having obtained a 5 out of 5 for its ESG performance in 2023.

Dow Jones Sustainability Index

Aena scored 75 points in the environmental category and 72 points in the social category (out of 100), making it the fourth most sustainable company globally in the transportation and infrastructure sector.



UN Global Compact

Aena has adhered to the Global Compact by supporting its ten principles since 2017.



Climate Leaders

Aena made it onto the "Europe's Climate Leaders 2023" list, compiled by the Financial Times, securing the top spot in Spain's transportation sector.

[Climate Action Plan](#)



More significant targets and projects

2026

CARBON NEUTRALITY
with offsetting

CARBON NEUTRAL AIRPORTS **2026**

2026

Carbon neutral accreditation
Level 4+ in 2026 and Level 5+ in 2030 at the main airports



2030

NET ZERO carbon

NET ZERO CARBON



Renewable energy

- Photovoltaic plan
- 100% purchase electricity through renewable energy guarantees of origin



Sustainable mobility

- Charging points for electric vehicles
- Eco-cars fleet plan



Climate Action Plan

- It includes appropriate management, monitoring and communication mechanisms

Aena was in 2021 the first company in Spain and one of the first around the world to inform shareholders yearly of its strategy against climate change from its Climate Action Plan.

Incentives & marketing support

Alicante-Elche MH



Incentives and discounts



Business opportunities

A very diverse programme of rate incentives for airlines



 [Incentives and discounts](#)



Marketing Support



Marketing

Marketing campaigns to promote new routes



 [Marketing Support](#)



Thank you



Company committed to the United Nations
Sustainable Development Goals (SDGs)



AGENDA
2030